

# THE UK RADIOLOGICAL CONGRESS AND RADIATION ONCOLOGY CONGRESS

Register before **Monday 23 April 2018** for discounted earlybird rates

Congress overview - <b>TUESDAY 3 JULY: RADIOTHERAPY SERVICE DELIVERY DAY</b>							Ultrasound	FRCR	Demo zone	Exhibition Lecture
08.00-18.00 REGISTRATION OPEN										
08:00	<b>E1</b>	<b>E2</b>	<b>E3</b>	<b>E4</b>	<b>E5</b>	<b>E6</b>	<b>E7</b>			
08:10	UKRO	MSK	Chest	Service delivery	Head and neck	Obs and gynae	GI and hep			
08:20	Radiotherapy service delivery	Bone and marrow	Infectious diseases of the chest	Driving transformation	Sinus and orbit	OsiriX	The confusing belly			
08:30										
08:40										
08:50										
09:00										
09:10										
09:20										
09:30										
09:40	<b>Joint UKRCO plenary session</b>									
09:50	Too sensitive for science? Demolition of stereotypes - <i>Emily Grossman</i>									
10:00										
10:10										
10:20										
10:30										
10:40	Refreshments, poster tours, exhibition and education on stands									
10:50										
11:00										
11:10	<b>F1</b>	<b>F2</b>	<b>F3</b>	<b>F4</b>	<b>F5</b>	<b>F6</b>	<b>F7</b>	<b>F8</b>		
11:20	UKRO	MSK	Chest	Research	Imaging technologies	Obs and gynae	GI and hep	Informatics		
11:30	Workforce challenges	Around the spine	OsiriX	Getting funding	PETMR	Adnexa	Incidental findings	Post-modern healthcare systems		
11:40										
11:50										
12:00										
12:10										
12:20										
12:30										
12:40										
12:50										
13:00	NHS England high energy proton service			Lunch, refreshments, poster tours, exhibition and education on stands		IPEM - John Mallard Lecture				
13:10	<i>Hazel Pennington</i>									
13:20										
13:30										
13:40										
13:50										
14:00	<b>G1</b>	<b>G2</b>	<b>G3</b>	<b>G4</b>	<b>G5</b>	<b>G6</b>	<b>G7</b>	<b>G8</b>		
14:10	UKRO	MSK	Multisystem	Education	Head and neck	Obs and gynae	GI and hep	RPS		
14:20	Service re-design	Inflammatory arthro-myopathy		Radiographers	Top tips	Uterus	OsiriX	Implementing IRR2017		
14:30										
14:40										
14:50										
15:00										
15:10										
15:20										
15:30										
15:40										
15:50										
16:00										
16:10	<b>H1</b>	<b>H2</b>	<b>H3</b>	<b>H4</b>	<b>H5</b>	<b>H6</b>	<b>H7</b>	<b>H8</b>		
16:20	UKRO	SMRT	Chest	Late breaking proffered papers	Head and neck	JOINT UKRCO	RPS	Informatics		
16:30	Radiotherapy board		Lung cancer update		OsiriX	Ethics and law	Practical issues	National resources		
16:40										
16:50										
17:00										
17:10										
17:20										
17:30										
19:30	AXREM dinner and joint congress supper									

## Congress programme - Tuesday 3 July

### Morning sessions E:

08.00 – 09.20

<b>E1</b> UKRO	<p><b>Radiotherapy service delivery</b>  <b>RCR outlining and peer review recommendations – how and who?</b> - Tom Roques, Consultant Clinical Oncologist, Norfolk and Norwich University Hospitals NHS Foundation Trust, UK  <b>Implications of the new IRMER regulations in radiotherapy</b> - Una Findlay, Senior Clinical Radiotherapy Officer, Public Health England, UK  <b>Unintended exposures in radiotherapy: Over, under and outside</b> - David Eaton, RTTQA Lead Clinical Scientist, Mount Vernon Hospital &amp; Chair, IPEM Radiotherapy Special Interest Group, UK</p>
-------------------	---

<b>E2</b> MSK	<p><b>Marrow imaging and bone tumours</b>  Chair: Qaiser Malik, Consultant Radiologist, Basildon and Thurrock University Hospital NHS Trust, UK  <b>Normal marrow imaging pattern</b> - Ishaq Uri, Consultant in Clinical Radiology, North Bristol University Hospital NHS Trust, UK  <b>Abnormal marrow imaging pattern</b> - Abhishek Jain, Consultant Radiologist, Royal Liverpool University Hospital, UK  <b>Marrow oedema patterns in trauma</b> - Qaiser Malik, Consultant Radiologist, Basildon and Thurrock University Hospital NHS Trust, UK  <b>Imaging of bone tumours</b> - Naomi Winn, Consultant Radiologist, Robert Jones and Agnes Hunt Orthopaedic Hospital, Oswestry, UK</p>
------------------	---

<b>E3</b> Chest	<p><b>Infectious diseases update</b>  Chair: Mary Roddie, Consultant Radiologist, Imperial College Healthcare NHS Trust, UK  <b>Chronic aspergillosis - what is it and why should I know about it?</b> - Sujal Desai, Consultant Radiologist, Royal Brompton and Harefield NHS Foundation Trust, UK  <b>Emerging infections</b> - Carolyn Allen, Clinical Director, The Pennine Acute Hospitals NHS Trust, UK  <b>Atypical mycobacterial infection</b> - Steve Ellis, Consultant Thoracic Radiologist, Barts Health NHS Trust, UK  <b>The imaging of ARDS - what does radiology contribute?</b> - Sujal Desai, Consultant Radiologist, Royal Brompton and Harefield NHS Foundation Trust, UK</p>
--------------------	--

<b>E4</b> Service delivery	<p><b>Transforming UK radiology through system-wide improvement</b>  Chair: Nicholas Spencer, Consultant Radiologist, Mid Yorkshire Hospitals NHS Trust, UK  <b>MDT improvement - redesign for the NHS</b> - Martin Gore CBE, Consultant Medical Oncologist, Royal Marsden NHS Foundation Trust, UK  <b>Introduction to GIRFT (Getting It Right First Time) in radiology</b> - Kath Halliday, Consultant Radiologist, Nottingham, and UK Radiology GIRFT Lead, UK  <b>Imaging services transformation - Future vision, 2020 and beyond</b> - Erica Denton, Consultant Radiologist, Norwich &amp; National Clinical Advisor, Imaging Services Transformation, UK  <b>Panel discussion</b>  Overview of session: National programmes of service improvement are reaching out to all specialties, to improve efficiency, quality and consistency. This session will enable delegates to hear from leaders of current national programmes about how they are influencing radiology services in the UK.</p>
-------------------------------	--

<b>E5</b> Head and neck	<p><b>How I do it</b>  Chair: Chris Greenall, Consultant Dental Radiologist, ABMU and Cwm Taf Health Boards, UK  <b>Facial fractures - a crash course</b> - Elizabeth Loney, Clinical Director of Radiology and Consultant Radiologist, County Durham and Darlington NHS Foundation Trust, UK  <b>Sinuses can be cool!</b> - Sarah LaPorte, Consultant Radiologist, Milton Keynes University Hospital NHS Foundation Trust, UK  <b>Fast track neck lump clinics - Many ways to skin a cat...</b>  <ul style="list-style-type: none"> <li>Catherine Kirkpatrick, Consultant Sonographer, United Lincolnshire Hospitals NHS Trust, UK</li> <li>Rhian Rhys, Consultant Radiologist, Cwm Taf University Health Board, UK</li> </ul> Overview of session: A “how I do it” session, covering common head and neck imaging and clinical scenarios.</p>
----------------------------	---

<b>E6</b> Obs and Gynae	<p><b>Obstetrics and Gynaecology Osirix cases</b>  Facilitators:  <ul style="list-style-type: none"> <li>Siham Sudderuddin, Consultant, Radiology Registrar, Imperial College Healthcare NHS Trust, UK</li> <li>Nishat Bharwani, Consultant Radiologist, Imperial College Healthcare NHS Trust, UK</li> </ul> </p>
----------------------------	--

<b>E7</b> GI and hep	<p><b>The confusing belly</b>  Chair: Katherine van Ree, Consultant Radiologist, Imperial College Healthcare NHS Trust, UK  <b>Bariatric imaging for dummies</b> - Dominic Blunt, Consultant Radiologist, Imperial College Healthcare NHS Trust, UK  <b>Small bowel obstruction – time for a transition</b> - James Stephenson, Consultant Radiologist, University Hospitals of Leicester NHS Trust, UK</p>
-------------------------	---

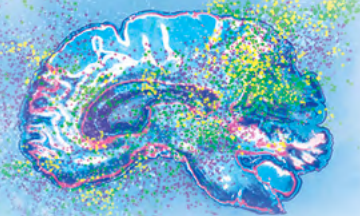

09.30 – 10.30 **JOINT UKRCO PLENARY SESSION**

<b>Too sensitive for science? Demolition of stereotypes</b> - Emily Grossman, Freelance science broadcaster, writer and educator, UK
--

From 10.30 Refreshments and exhibition, poster viewing, demo sessions and education on the stands

10.40 – 12.00 **EXHIBITION SESSION**

<b>Exhibition lecture</b>	<p><b>Technological solutions to imaging the obese patient</b>  Chair: Maryann Hardy, Professor of Radiography &amp; Imaging Practice Research, Faculty of Health Studies, University of Bradford, UK  <b>Imaging the obese patient</b> - Karen Knapp, Head of Medical Imaging, University of Exeter, UK  <b>Advances in RTP CT with the SOMATOM confidence</b> - Helen Burland, Pre-Treatment Lead Superintendent Radiotherapy, The Royal Marsden NHS Foundation Trust, UK  <b>We are all different - How biomatrix technology can aid consistent MR imaging for each and every patient</b> - Tracey Chalmers, MR Product Specialist, Siemens Healthineers, UK  <b>Panel discussion</b></p>
---------------------------	--



## Congress programme - Tuesday 3 July

### Morning sessions F:

11.20 – 12.40

**F1**  
UKRO

**Workforce challenges**  
Chair: Paula Home, Chair, UK Radiotherapy Service Managers, UK  
**NHS England's vision for RT recognising the challenges** - Speaker TBC  
**Role extensions a manager's perspective** - Angela Francis, Head of Radiotherapy Services, Guy's and St Thomas' NHS Foundation Trust, UK  
**Managing to train people** - James Wilson, Consultant Clinical Oncologist, Guy's and St Thomas' NHS Foundation Trust, UK (invited)

**F2**  
MSK

**Around the spine in 80 minutes**  
Chair: Rajat Chowdhury, Consultant Musculoskeletal Radiologist, Oxford University Hospitals NHS Trust, UK  
**Spinal pathology in the elite athlete** - Justin Lee, Consultant Musculoskeletal Radiologist, Fortius Clinic, UK  
**Infectious diseases of the spine** - Rowena Johnson, Consultant Musculoskeletal Radiologist, Oxford University Hospitals NHS Trust, UK  
**Inflammatory diseases of the spine** - Ramy Mansour, Consultant Musculoskeletal Radiologist, Oxford University Hospitals NHS Trust, UK  
**Clinical and professional negligence - what the radiologist needs to know** - Jonathan Jones QC, Deputy Head, No5 Chambers, UK  
**Overview of session:** An exploration of the diversity of spinal diseases affecting a diverse demographic patient spectrum, concluding with a thought provoking presentation on the medicolegal aspects of spinal disease to spark educational discussion and debate.

**F3**  
Chest

**Understanding the left lateral radiograph - an interactive workshop**  
Mary Roddie, Consultant Radiologist, Imperial College Healthcare NHS Trust, UK

**F4**  
Research NIHR

**Getting funding for your research: Opportunities from NIHR**  
Chair: Fiona Mellor, Post-Doctoral Research Fellow, London South Bank University, UK  
**The NIHR research training programme** - Beth Harris, Senior Programme Manager, NIHR Trainees Coordinating Centre, UK  
**NIHR doctoral and post-doctoral fellowships** - Nicola Melody, Senior Programme Manager, NIHR Trainees Coordinating Centre, UK  
**Being a NIHR doctoral fellow** - Claire Robinson, Advanced Radiographer Practitioner (Forensics), University Hospitals Leicester NHS Trust, UK  
**Top tips for successful applications** - Beth Harris, Senior Programme Manager, NIHR Trainees Coordinating Centre, UK and Nicola Melody, Senior Programme Manager, NIHR Trainees Coordinating Centre, UK

**F5**  
Imaging technologies

**Practical PETMR**  
Chair: Heather Williams, Principal Medical Physicist, Christie NHS Foundation Trust, UK  
**Running a PETMR Suite** - Amy Watkins, Lead PETMR Radiographer, University of Manchester, UK  
**PET capabilities of a PETMR scanner** - Sarah Woods, PET Physicist for PETMR, University of Manchester, UK  
**MRI capabilities of a PETMR scanner** - William Lloyd, MRI Physicist for PETMR, University of Manchester, UK  
**Overview of session:** PETMR is growing in popularity and we have all seen the beautiful images it can generate. But how does a PETMR suite work in practice? What skills are needed, and what mix of staff? Hear all about it from the experts.

**F6**  
Obs and Gynae

**Imaging of the adnexa**  
Chair: Nishat Bharwani, Consultant Radiologist, Imperial College Healthcare NHS Trust, UK  
**IOTA classification** - Susanne Johnson, Associate Specialist in Gynaecology, Princess Anne Hospital, University Hospital Southampton, UK  
**Evidence based management of incidental cystic adnexal lesions on US, CT and MRI** - Mike Weston, Consultant Radiologist, Leeds Teaching Hospitals Trust, UK  
**How MRI guides management of US-indeterminate adnexal lesions** - Anju Sahdev, Reader and Consultant Radiologist, Barts Health, UK  
**Discussion/questions**

**F7**  
GI and hep

**Incidentalomas and things of mystery**  
Chair: James Stephenson, Consultant Radiologist, University Hospitals of Leicester NHS Trust, UK  
**Incidental pancreatic lesions** - Brinder Singh Mahon, Consultant Radiologist, University Hospitals Birmingham NHS Foundation Trust, UK  
**The mesentery** - Ed Godfrey, Consultant Radiologist, Cambridge University Hospital NHS Trust, UK  
**Gallbladder polyps** - Rebecca Wiles, Consultant Radiologist, The Royal Liverpool University Hospital, UK

**F8**  
Informatics

**Post-modern healthcare systems**  
Chair: Neelam Dugar, Consultant Radiologist, Doncaster And Bassetlaw Teaching Hospitals NHS Foundation Trust, UK  
**Radiology IT for dummies** - Graham King, Managing Director, Health Imaging Solutions, UK  
**Evolution of enterprise imaging and developing a unified patient record** - Dominic Kirkman, Director of Professional Services and Support, IBM, USA  
**Regional networks with the clinical and technical benefits and challenges of distributed reporting** - Nick Sargent, SWASH Technical Architect, Portsmouth Hospitals NHS Trust, UK and Mark Griffiths, Clinical Radiologist, University Hospital Southampton NHS Foundation Trust, UK  
**Pre disease prevention and wellness - diverse needs create personalised care and precision wellness** - Rachel Dunscombe, Chief Information Officer, Salford Royal NHS Foundation Trust, UK  
**Overview of session:** This session explores the evolution of imaging and healthcare provision, charting the progression beyond the lightbox and stethoscope and breaking down walls of clinics to the community and patient's wrists.

From 12.40 **Lunch, exhibition and education on the stands**

### 13.00 – 13.50 SOCIETY KEYNOTE LECTURES

**COR - Martine Jackson Lecture**  
**NHS England high energy proton service** - Hazel Pennington, Lead Operational Radiographer for Protons, The Christie NHS Foundation Trust, UK  
**IPEM - John Mallard Lecture**

## Congress programme - Tuesday 3 July

13.00 – 14.40 EXHIBITION SESSION

**Exhibition lecture**

**Hybrid imaging technologies (PET/CT)**  
 Chair: Maryann Hardy, Professor of Radiography & Imaging Practice Research, Faculty of Health Studies, University of Bradford, UK

**Recent advances in PET/CT technology will enhance patient throughput and facilitate improved lesion detection and tumour metabolism characteristics** - Ian Armstrong, Principal Physicist, Nuclear Medicine, Manchester University NHS Foundation Trust, UK

**Combining high sensitivity digital PET technology with innovative algorithms for motion correction & improved quantitation in all patients: Small lesion detectability, workflow, and dose considerations** - Jakub Siennicki, PET-CT Clinical Leader, GE Healthcare, Europe

**What difference will it make?** - Heather Williams, Principal Medical Physicist, The Christie NHS Foundation Trust, UK

**Panel discussion**

**G2**  
MSK

*continued*

**Rheumatoid** - Asad Rabbani Shah, Consultant Radiologist, Barking, Havering and Redbridge University Hospitals NHS Trust, UK

**Crystalline arthropathy including gout** - Prashant Sankaye, Consultant Musculoskeletal Radiologist, Imperial College Healthcare NHS Trust

**Myopathies** - Dimitri Amiras, Consultant Musculoskeletal Radiologist, Imperial College Healthcare NHS Trust, UK

**Seronegative spondyloarthropathy** - Imran Khan, Consultant Musculoskeletal Radiologist, University Hospitals of Leicester NHS Trust, UK

**Panel case based discussion**

**Overview of session:**

- The role of radiologists in management of patients with rheumatological conditions
- To review the imaging manifestations of the commonly encountered thanarthropathies/myopathies in radiological practice
- To review the potential pitfalls in imaging for patients with arthropathies/myopathies

**G4**  
Education

*continued*

**Educating UK sonographers for their reporting role** - Gill Harrison, Ultrasound Programme Director, City University of London, UK

**Maximum impact publishing to inspire radiographers into action: Why, where and how** - Julie Nightingale, Professor of Diagnostic Imaging Education, University of Salford, UK

**Overview of session:**

- Inspire healthcare professionals to learn new skills
- Motivate them to think about how they can work differently to transform the provision of healthcare in radiology and radiotherapy departments
- Provide them with the confidence to take on new roles in the workplace

## Afternoon sessions G:

14.00 – 15.20

**G1**  
UKRO

**Service re-design and initiatives**

**Co-design and service development** - Charlotte Weston, Teenage Cancer Trust Lead Nurse, The Royal Marsden NHS Foundation Trust, UK

**RTDS: Current status and future developments** - Catherine Roe, Radiotherapy Dataset (RTDS) Project Lead, National Cancer Registration & Analysis Service, Public Health England, UK

**Radiotherapy peer review: Can we use the clinical trial quality assurance model at local/regional levels?** - Elizabeth Miles, Coordinator National Radiotherapy Trials QA (RTTQA) Group, East and North Hertfordshire NHS Trust, UK

**G3**  
Multisystem

**Tuberculosis**  
 Chair: Vikas Shah, Consultant Radiologist, University Hospitals of Leicester, UK

**Clinical update including new patterns of resistance and new biomarkers** - Pranab Halder, Clinical Senior Lecturer, University of Leicester, UK

**Thoracic manifestations** - Steve Ellis, Consultant Thoracic Radiologist, Barts Health NHS Trust, UK

**MSK manifestations** - Rowena Johnson, Consultant Musculoskeletal Radiologist, Oxford University Hospitals NHS Trust, UK

**Abdominopelvic manifestations** - Yvette Griffin, Consultant Radiologist, University Hospitals of Leicester NHS Trust, UK

**G5**  
Head and neck

**Top tips and red flags**  
 Chair: Sarah LaPorte, Consultant Radiologist, Milton Keynes University Hospital NHS Foundation Trust, UK

**Blocked tubes** - Nalinda Panditaratne, Consultant in Radiology, Calderdale and Huddersfield NHS Foundation Trust, UK

**Otalgia** - Chris Greenall, Consultant Dental Radiologist, ABMU and Cwm Taf Health Boards, UK

**Sneaking out the back door...perineural spread** - Gillian Potter, Consultant Neuroradiologist, Salford Royal and Central Manchester NHS Foundation Trust, UK

**Sinuses – When you need to wake up...** - Speaker TBC

**Overview of session:** Share the experts tips on how to stay out of trouble in head and neck imaging.

**G2**  
MSK

**The blooming garden variety of arthropathies/myopathies**  
 Chairs: Imran Khan, Consultant Musculoskeletal Radiologist, University Hospitals of Leicester NHS Trust, UK and Prashant Sankaye, Consultant Musculoskeletal Radiologist, Imperial College Healthcare NHS Trust, UK

**G4**  
Education

**The role of education in supporting radiographers into action**  
 Chair: Viv Gibbs, Head of Department, Allied Health Professions, The University of the West of England, UK

**Radiographers into action** - Suzanne Rastrick, Chief Allied Health Professions Officer, NHS England, UK

**G6**  
Obs and Gynae

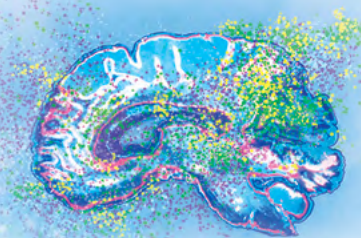
**Imaging of the uterus**  
 Chair: Nishat Bharwani, Consultant Radiologist, Imperial College Healthcare NHS Trust, UK

**MRI evaluation of uterine malignancies (cervical, endometrial & myometrial)** - Sarah Swift, Consultant Radiologist, Leeds Teaching Hospitals Trust, UK

**Fertility-sparing options in gynaecological malignancy** - Andrea Rockall, Consultant Radiologist, The Royal Marsden Hospital and Visiting Professor of Radiology, Imperial College London, UK

**Imaging in placental adhesive disorders** - Elspeth Whitby, Senior Lecturer, University of Sheffield, UK

**Discussion/questions**



## Congress programme - Tuesday 3 July

**G7**  
GI and hep

**GI and hep OsiriX**  
Facilitators:  
Mark Wills, Consultant Radiologist, Salisbury NHS Foundation Trust, UK  
Antoni Sergot, Consultant Radiologist, Ashford and St Peter's Hospitals NHS Foundation Trust, UK

**G8**  
RPS

**Implementing IRR2017**  
Chair: Graham Hart, RPA/LPA, Your RPA, UK  
**IRR2017 – What the regulator expects** - James Taylor, HM Principal Inspector (Radiation), Health and Safety Executive, UK  
**Challenges in the implementation of IRR2017** - Trevelyan Foy, Director of Medical Physics & Clinical Technology, Royal Cornwall Hospitals NHS Trust, UK  
**Discussion**  
Overview of session: The aim of the sessions is to examine the practical implementation of IRR17 from both the Regulator's and healthcare professional's perspectives.

### 14.50-16.10 EXHIBITION SESSION

**Exhibition lecture**

**Point of care imaging: Technology opportunities**  
Chair: Maryann Hardy, Professor of Radiography & Imaging Practice Research, Faculty of Health Studies, University of Bradford, UK  
**The evolution of MSK CBCT** - Piero Cerofolini, CBCT Regional Product Manager - Europe, Carestream Health, Belgium  
**The potential of magneto-cardiography: Cardiac screening and assessment of cardiac toxicity** - Ben Varcoe, Chief Scientific Officer (Creavo) & Chair of Experimental Quantum Information Science, University of Leeds, UK  
**Is there a role for using ultrasound in primary care today?** - Alistair Wood, Ultrasound Solutions Manager, GE Healthcare, UK & Ireland  
**Panel discussion**

From 15.20 Refreshments and exhibition, poster viewing, demo sessions and education on the stands

### Afternoon sessions H:

16.10 – 17.30

**H1**  
UKRO

**Radiotherapy board session**  
Speakers to be confirmed

**H2**  
SMRT

**SMRT**  
Chair: Muriel Cockburn, The Society for MR Radiographers & Technologists, UK  
**New techniques in MSK MRI** - Dimitri Amiras, Consultant Radiologist, Imperial College NHS Healthcare Trust, UK  
**MRI safety update on gadolinium deposition in the brain** - Anastasia Papadaki, MR Physicist, National Hospital for Neurology and Neurosurgery, UK  
**A practical guide to magnetic resonance spectroscopy** - Donnie Cameron, Lecturer in Clinical Magnetic Resonance Physics, University of East Anglia, UK

**H3**  
Chest

**Lung cancer update**  
Chair: Mary Roddie, Consultant Radiologist, Imperial College Healthcare NHS Trust, UK  
**RFA - current role in lung cancer** - Fergus Gleeson, Consultant Radiologist, Oxford University Hospitals NHS Trust, UK  
**Fleischner 2017 vs BTS nodule guidelines - similarities and differences** - Arjun Nair, Consultant Radiologist, University College London Hospitals NHS Foundation Trust, UK  
**Lung cancer - medicolegal aspects** - John Reid, Consultant Radiographer, Borders General Hospital, UK  
**Pericystic lung cancers - an emerging CT phenotype** - Sarah Sheard, Radiology Registrar, Imperial College Healthcare NHS Trust, UK

**H4**  
Late breaking proffered papers

**Late breaking proffered papers**

**H5**  
Head and neck

**Head and neck OsiriX**  
Facilitators:  
• Elizabeth Loney, Clinical Director of Radiology and Consultant Radiologist, County Durham and Darlington NHS Foundation Trust, UK  
• Rhian Rhys, Consultant Radiologist, Cwm Taf University Health Board, UK

**H6**  
Joint UKRCO session

**I robot: Ethics and law applied to artificial intelligence**  
Chair: Julian Kabala, President, UKRC, UK  
• Eliot Siegel, Professor and Vice Chair Research Information Systems, University of Maryland School of Medicine and VA Maryland Healthcare System, USA  
• Daniel Sokol, Barrister, 12 King's Bench Walk, UK  
• Speaker to be confirmed

**H7**  
RPS

**Practical issues in radiation protection**  
Chair: Graham Hart, RPA/LPA, Your RPA, UK  
**Personnel dosimetry** - Andy Rogers, Head of Radiation Physics, Nottingham University Hospitals NHS Trust, UK  
**PPE** - Peter Hiles, Head of Radiation Physics, North Wales Medical Physics, Glan Clwyd Hospital, UK  
**Dose optimisation** - Matthew Dunn, Head of Radiology Physics, Nottingham University Hospitals NHS Trust, UK  
Overview of session: The session is designed to address some of the key issues in practical medical radiation protection, key to compliance with both IRR2017 and IRMER2018.

**H8**  
Informatics

**National informatics resources**  
Chair: Rizwan Malik, Consultant Radiologist, Royal Bolton Hospital, UK  
**The role of the RCR informatics committee** - Neelam Dugar, Consultant Radiologist, Doncaster And Bassetlaw Teaching Hospitals NHS Foundation Trust, UK  
**The role and remit of NHS digital** - Daniel Ray, Director of Data (DSP, Insights, Statistics and Research Enablement), NHS Digital, UK  
**The role of NHS digital academy** - Rachel Dunscombe, Director of Digital, Salford Royal NHS Foundation Trust, UK  
**Panel discussion: The impact of new resources and initiatives for informatics in UK**  
Overview of session: In this session three key leaders of UK and NHS digital and informatics committees provide feedback on what resources are available for education, guidance and leadership in this space.