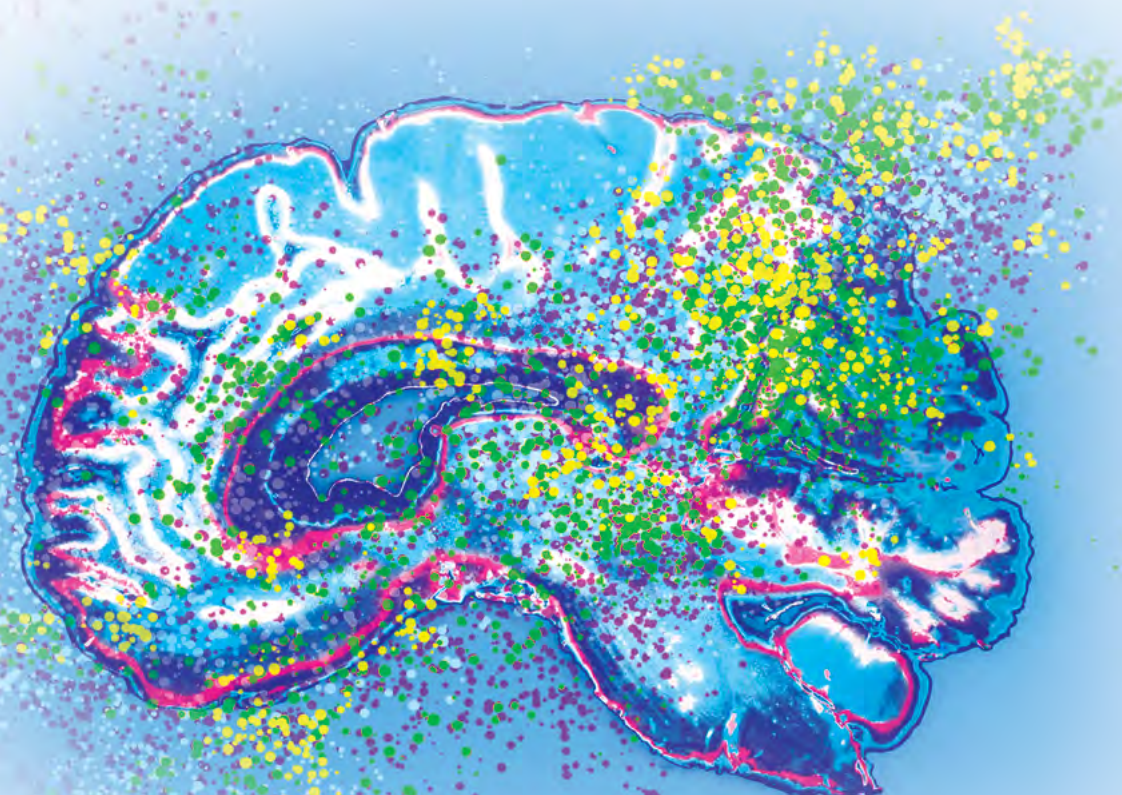




THE UK RADIOLOGICAL AND  
RADIATION ONCOLOGY CONGRESS 2018



# Disease and diversity

2-4 July 2018

ACC and ECL Liverpool

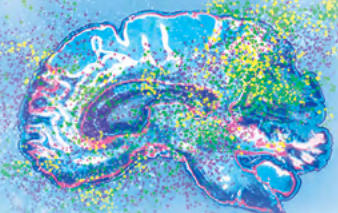
Register before **Monday 23 April 2018**  
for discounted earlybird rates

Delegate  
information

 [#UKRCO2018](https://twitter.com/UKRCO2018)



The British Institute of Radiology,  
The College of Radiographers and  
The Institute of Physics & Engineering in Medicine



## Presidents' welcome



Welcome to UKRCO 2018. This will be the the 3<sup>rd</sup> integrated UKRC and UKRO. It will be the largest multidisciplinary congress worldwide, showcasing the knowledge, skills and contribution of all professional groups and industry within diagnostic imaging and radiation oncology.

The UKRC and UKRO organising committees have developed a comprehensive and challenging scientific and educational programme with a particular focus on the theme of this year's congress, 'Disease and Diversity'.

There is a wide range of sessions and formats including didactic lectures from speakers recognised as experts in their fields (from within the UK, Europe and International), interactive presentations with voting opportunities, OsiriX workstation sessions and live hands on demonstrations with ultrasound.

The sessions have been designed to inform, stimulate and educate in the widest sense to disciplines and levels of skills and experience. They include general and specialist topics as well as sessions aimed towards trainees and even younger, with local school pupils joining us during the morning of the second day, with a view to encouraging the next generation of health care professionals.

In keeping with the commitment of the congress to look at health care in the context of developments (both technological and human) in the wider world, there is a plenary session on each day where high profile invited speakers address current topics: *Extreme disaster response* and *Imaging in a war zone* (Monday); *Too sensitive for science? Demolition of stereotypes* (Tuesday) and the plenary debate on *Knowledge: How much is too much?* (Wednesday).

A large and important component of the congress is the continued development of links with industry partners who are supporting the largest comprehensive exhibition in the UK and opportunities to engage with technology advances in the exhibition demo zone. In addition, our industry partners are supporting an open learning programme in the exhibition hall with a different theme each day: Monday - Health informatics; Tuesday - Advances in clinical technology and Wednesday - Asset management.

As ever there is a diverse social programme which commences in the exhibition hall with a welcome reception (drinks and nibbles – free to all delegates and day visitors) on Monday evening to meet other delegates, catch up with old friends, make new contacts and explore the future of imaging with our exhibitors.

This joint congress of UKRC and UKRO represents co-operation and the utilisation of a vast body of data in diagnostic imaging and radiation oncology across professional disciplines and industry. The huge efforts of everyone involved in developing, sponsoring, organising and supporting the event needs to be recognised.

On behalf of everyone, we hope you have a wonderful congress!

**Julian Kabala**, *Congress President, UKRC 2018*

**Angela Baker**, *Congress President, UKRO 2018*

## Keynote plenary speakers

### MONDAY 2 JULY



**Extreme disaster response**  
**Kevin Fong**, *Consultant Anaesthetist, University College London Hospitals, Honorary Senior Lecturer in Physiology and Founder and Associate Director*

*of the Centre for Altitude, Space and Extreme Environment Medicine, University College London Hospitals, UK*

#### Imaging in a war zone

**Richard Miles**, *Surgeon Commander, Plymouth Hospitals NHS Trust, UK*

### TUESDAY 3 JULY



**Too sensitive for science? Demolition of stereotypes**  
**Emily Grossman**, *Freelance science broadcaster, writer and educator, UK*

### WEDNESDAY 4 JULY

#### Joint UKRCO debate

#### Knowledge: How much is too much?

**Chair: Paul McCoubrie**, *Consultant Clinical Radiologist, North Bristol NHS Trust, UK*

#### Speakers:

**Ethicist: Stacy Carter**, *Deputy Director Centre for Values, Ethics and the Law in Medicine (VELIM), Sidney University, Australia*

**Lawyer: Daniel Sokol**, *Barrister, 12 King's Bench Walk, UK*

**Geneticist: Katie Snape**, *Consultant, St George's London and Joint Lead Consultant for Cancer Genetics, SW Thames Regional Genetics Service, UK*  
**GP: Speaker to be confirmed**

## Keynote society speakers

### MONDAY 2 JULY



**BIR/Canon - Mayneord Award**  
**The natural history of colorectal neoplasia**  
**Perry Pickhardt**, *Gastrointestinal Radiologist, Wisconsin-Madison, USA*

#### COR - William Stripp Memorial Lecture

#### Contrasting views: Un-enhanced magnetic resonance imaging of synovitis

**Carole Burnett**, *Lead Radiographer for Research and Innovation, Leeds Teaching Hospitals NHS Trust; Visiting Research Fellow, Leeds Biomedical Research Unit, LIRMM, University of Leeds, UK*

### TUESDAY 3 JULY




**COR - Martine Jackson Lecture**  
**NHS England High Energy Proton Service**  
**Hazel Pennington**, *Lead*

*Operational Radiographer for Protons, The Christie NHS Foundation Trust, UK*

#### IPEM - John Mallard Lecture

*Speaker TBC*

### WEDNESDAY 4 JULY



**COR - Welbeck Memorial Lecture**  
**Penny Owens**, *Radiology Manager, Derby Teaching Hospitals NHS Foundation Trust, UK*



**IPEM - Douglas Lea Lecture**  
**Kevin Prise**, *Professor of Radiation Biology, Centre for Cancer Research & Cell Biology, Queen's University Belfast, UK*

# THE UK RADIOLOGICAL CONGRESS AND RADIATION ONCOLOGY CONGRESS

Register before **Monday 23 April 2018** for discounted earlybird rates

## Exhibition

### The exhibition

With over 100 exhibition stands, including the top companies in the industry, this is the largest joint clinical imaging exhibition in the UK. It provides a wealth of information for a multi-disciplinary audience, a great opportunity to network, learn of all the latest developments and source relevant product information and technical updates. The trade exhibition is complimented by a large poster display, consoles to view ePosters, access the internet, together with a programme of CPD Now on the stands.

A directory of exhibitors will be available within the congress handbook to help you identify organisations you wish to engage with. Delegates for both events are invited to visit all exhibition stands. Following the success of 2017, we have the demo zone within the exhibition showcasing product demonstrations, product launches, tips and techniques, research and other innovations.

### Education on the stands



This popular initiative provides delegates and exhibition visitors with an opportunity to gain an insight into the latest technologies and methods. Exhibition day visitors will be able to attend CPD Now accredited 'education on the stands' presentations from industry partners. The education on the stands programme will be released nearer to the event, so do check the website and app for up-to-date information.

### Exhibition lecture theatre, demo zones and eponymous lectures

The exhibition lecture theatre, demo zones and eponymous lectures are open to all delegates, including exhibition day visitors, providing an opportunity to get updates. The programme will be subject to change with additional sessions to come – please check the website and congress app for up-to-date details.

### Remember!

Access is free for exhibition day visitors to the plenary, exhibition lectures and eponymous lectures, with eminent speakers nominated by CoR, BIR and IPEM.

### Radiopaedia case contest

Throughout the congress, the Radiopaedia case contest is open to all delegates. Challenge yourself on any of the 6 concurrent case streams with a chance to win prizes. For each stream, the person with the best set of answers will win free entry to UKRCO 2019 and an all-access pass to Radiopaedia's online courses. In addition, Medica are sponsoring an overall prize of an iPad for the person with the best answers across all the streams. Once again, the contest is also open to participants not attending the conference to compete online, with 6 all-access passes up for grabs.

### Giant touchscreen table

Located in the exhibition hall, these sessions will focus on medical education using clinical case studies and demonstrate the role of the table in the Multi-Disciplinary Team setting. Places are limited with a mixture of beginner and advanced sessions.



### Mobile app

The mobile app will have an interactive floor plan, integrated social media in addition to up-to-date programme information, speaker biographies, exhibitor and sponsor information, general information and poster abstracts, all easily navigable. Further information will be sent soon.



### Poster displays

There will be a display of nearly **300** posters from a variety of disciplines for both UKRC and UKRO. This vast source of latest information will demonstrate cutting edge research, service innovations, results of local intervention schemes and much more. Poster tours of award winning posters will be organised during the congress breaks.

### ePosters

In addition to the paper posters there will be a large number of ePosters which can be accessed on site through a number of computer consoles, or viewed at leisure after the event through the website or even on your phone. Different ePosters will be featured daily.

### Call for papers

Don't miss the opportunity to present your work in an oral or poster presentation. The congress committee is inviting submissions of scientific papers for UKRO; posters will be on display for the duration of the congress in the exhibition hall. The presenter will be required to register for the congress to present their poster or paper.

#### Submission deadlines:

**UKRO:** Friday 23 March 2018

*Please note the UKRC submission deadline has now passed.*

**For further details or to submit an abstract please visit [www.ukrco.org.uk](http://www.ukrco.org.uk)**



We have colour coded the streams to allow you to follow your favourite topics. The colour will also continue on the onsite programme at the congress.

Open to all including day visitors

Congress overview - MONDAY 2 JULY: PACS MANAGER DAY								Ultrasound	FRCR	Demo zone	Exhibition Lecture		
08.00-19.00 REGISTRATION OPEN													
08:30	<b>A1</b>	<b>A2</b>	<b>A3</b>	<b>A4</b>	<b>A5</b>	<b>A6</b>	<b>A7</b>	<b>A8</b>					
08:40	UKRO	MSK	Service optimisation proffered papers	RPS	Cardiac	Urology	History proffered papers	Informatics					
08:50		Around the hip in 80 minutes		New regulations		Prostate cancer		Cybersecurity					
09:00									EXHIBITION OPENS 09.00				
09:10													
09:20													
09:30													
09:40													
09:50													
10:00													
10:10	<b>Joint UKRCO plenary session</b> Extreme disaster response - <i>Kevin Fong</i> Imaging in a war zone - <i>Richard Miles</i>												
10:20													
10:30													
10:40													
10:50													
11:00													
11:10													
11:20													
11:30													
11:40	<b>B1</b>	<b>B2</b>	<b>B3</b>	Refreshments, poster tours, exhibition and education on stands						MSK			
11:50	UKRO	Emergency radiology	Service delivery						Ultrasound				
12:00	Immunotherapy	INTERACTIVE	Intelligent workflow	<b>B4</b>	<b>B5</b>	<b>B6</b>	<b>B7</b>	<b>B8</b>					
12:10				Breast	Cardiac	Urology	Paediatrics	Radiation					
12:20				Mock multidisciplinary meeting	Coronary arteries	OsiriX	Children are not small adults	protection & Dose proffered papers				Artificial and augmented intelligence: An introduction	
12:30													
12:40													
12:50													
13:00													
13:10	<b>BIR/Canon - Mayneord Award</b> The natural history of colorectal neoplasia - <i>Perry Pickhardt</i>				Lunch, exhibition and education on stands				<b>COR - William Stripp Memorial Lecture</b> Contrasting views: Un-enhanced magnetic resonance imaging of synovitis - <i>Carole Burnett</i>				
13:20													
13:30													
13:40													
13:50													
14:00													
14:10	<b>C1</b>	<b>C2</b>	<b>C3</b>	<b>C4</b>	<b>C5</b>	<b>C6</b>	<b>C7</b>	<b>C8</b>	<b>C9</b>	<b>C10</b>	MSK		
14:20	UKRO	Emergency and trauma	Education	Breast	Cardiac	Urology	Paediatrics	Informatics	Multisystem	UKRO	Ultrasound		
14:30	PPI	INTERACTIVE	Radiology training	Screening	OsiriX	Stone disease and ablation	Changing patterns of disease	AI panel discussion	Post mortem CT	MR knowledge based planning			
14:40													
14:50													
15:00													
15:10													
15:20													
15:30													
15:40													
15:50													
16:00													
16:10	<b>D1</b>	<b>D2</b>	<b>D3</b>	<b>D4</b>	<b>D5</b>	<b>D6</b>	<b>D7</b>	<b>D8</b>					
16:20	UKRO	MSK	Service delivery	Breast	Cardiac	Urology	Paediatrics	JOINT UKRCO					
16:30	Patient safety	To the knee and beyond	Diverse radiology service	Tomosynthesis	Imaging acute chest pain	Interactive quiz	OsiriX	Respiratory motion management					
16:40						VOTING							
16:50													
17:00													
17:10													
17:20													
18:00													
	Welcome wine reception in exhibition								Fellowship speed dating and Doctorate Den				

# THE UK RADIOLOGICAL CONGRESS AND RADIATION ONCOLOGY CONGRESS

Register before **Monday 23 April 2018** for discounted earlybird rates

Congress overview - <b>TUESDAY 3 JULY: RADIOTHERAPY SERVICE DELIVERY DAY</b>							Ultrasound	FRCR	Demo zone	Exhibition Lecture
08.00-18.00 REGISTRATION OPEN										
08:00	<b>E1</b>	<b>E2</b>	<b>E3</b>	<b>E4</b>	<b>E5</b>	<b>E6</b>	<b>E7</b>			
08:10	UKRO	MSK	Chest	Service delivery	Head and neck	Obs and gynae	GI and hep			
08:20	Radiotherapy service delivery	Bone and marrow	Infectious diseases of the chest	Driving transformation	Sinus and orbit	OsiriX	The confusing belly			
08:30										
08:40										
08:50										
09:00										
09:10										
09:20										
09:30										
09:40	<b>Joint UKRCO plenary session</b>									
09:50	Too sensitive for science? Demolition of stereotypes - <i>Emily Grossman</i>									
10:00										
10:10										
10:20										
10:30										
10:40	Refreshments, poster tours, exhibition and education on stands									
10:50										
11:00										
11:10	<b>F1</b>	<b>F2</b>	<b>F3</b>	<b>F4</b>	<b>F5</b>	<b>F6</b>	<b>F7</b>	<b>F8</b>		
11:20	UKRO	MSK	Chest	Research	Imaging technologies	Obs and gynae	GI and hep	Informatics		
11:30	Workforce challenges	Around the spine	OsiriX	Getting funding	PETMR	Adnexa	Incidental findings	Post-modern healthcare systems		
11:40										
11:50										
12:00										
12:10										
12:20										
12:30										
12:40										
12:50										
13:00	NHS England high energy proton service			Lunch, refreshments, poster tours, exhibition and education on stands		IPEM - John Mallard Lecture				
13:10	<i>Hazel Pennington</i>									
13:20										
13:30										
13:40										
13:50										
14:00	<b>G1</b>	<b>G2</b>	<b>G3</b>	<b>G4</b>	<b>G5</b>	<b>G6</b>	<b>G7</b>	<b>G8</b>		
14:10	UKRO	MSK	Multisystem	Education	Head and neck	Obs and gynae	GI and hep	RPS		
14:20	Service re-design	Inflammatory arthro-myopathy		Radiographers	Top tips	Uterus	OsiriX	Implementing IRR2017		
14:30										
14:40										
14:50										
15:00										
15:10										
15:20										
15:30										
15:40										
15:50										
16:00										
16:10	<b>H1</b>	<b>H2</b>	<b>H3</b>	<b>H4</b>	<b>H5</b>	<b>H6</b>	<b>H7</b>	<b>H8</b>		
16:20	UKRO	SMRT	Chest	Late breaking proffered papers	Head and neck	JOINT UKRCO	RPS	Informatics		
16:30	Radiotherapy board		Lung cancer update		OsiriX	Ethics and law	Practical issues	National resources		
16:40										
16:50										
17:00										
17:10										
17:20										
17:30										
19:30	AXREM dinner and joint congress supper									

Congress overview - WEDNESDAY 4 JULY ASSET MANAGEMENT DAY							Ultrasound	FRCR	Demo zone	Exhibition Lecture						
08.00-18.00 REGISTRATION OPEN																
08:00										08:00						
08:10										08:10						
08:20										08:20						
08:30	<b>I1</b>	<b>I2</b>	<b>I3</b>	<b>I4</b>	<b>I5</b>	<b>I6</b>				08:30						
08:40	UKRO	MSK	Education	PET-CT	Neuro	Service delivery				08:40						
08:50	Adaptive radiotherapy	Imaging in sport	The new radiographers Generation Z			MR service optimisation				08:50						
09:00										09:00						
09:10										09:10						
09:20									EXHIBITION OPENS 09.20	09:20						
09:30										09:30						
09:40										09:40						
09:50	Refreshments, poster tours, exhibition and education on stands										09:50					
10:00										10:00						
10:10	<b>Joint UKRCO debate - Knowledge: How much is too much?</b> Chair: <i>Paul McCoubrie</i> Speakers: Ethicist: <i>Stacy Carter</i> , Lawyer: <i>Daniel Sokol</i> , Geneticist: <i>Katie Snape</i>										10:10					
10:20															FRCR drop in sessions	10:20
10:30																10:30
10:40																10:40
10:50																10:50
11:00										11:00						
11:10										11:10						
11:20	<b>J1</b>	<b>J2</b>	<b>J3</b>	<b>J4</b>	<b>J5</b>	<b>J6</b>	<b>J7</b>	<b>J8</b>	<b>J9</b>	<b>J10</b>	11:20					
11:30	UKRO	Interventional Radiology	Multisystem Personalised imaging and therapy	Molecular imaging PET-CT	Neuro AI and imaging	Service delivery Evolution or revolution	Imaging technologies Molecular radiotherapy	RPS Implementing IRMER 18	Research HRA Practical tips	Head and neck & Neuro proffered papers	Understanding Asset Management					
11:40	Protons										11:40					
11:50											11:50					
12:00											12:00					
12:10											12:10					
12:20											12:20					
12:30											12:30					
12:40											12:40					
12:50											12:50					
13:00	COR - Welbeck Memorial Lecture			Lunch, exhibition and education on stands			IPEM - Douglas Lea Lecture				13:00					
13:10	Penny Owens						Kevin Prise			FRCR drop in sessions	13:10					
13:20											13:20					
13:30											13:30					
13:40											13:40					
13:50											13:50					
14:00											14:00					
14:10											14:10					
14:20	<b>K1</b>	<b>K2</b>	<b>K3</b>	<b>K4</b>	<b>K5</b>	<b>K6</b>	<b>K7</b>				14:20					
14:30	UKRO	MSK	Education proffered papers	Molecular imaging	Neuro OsiriX	BAMRR	Informatics Making data work for you				14:30					
14:40	SABR										14:40					
14:50											14:50					
15:00											15:00					
15:10											15:10					
15:20											15:20					
15:30											15:30					
15:40											15:40					
15:50											15:50					
16:00											16:00					
16:10											16:10					
16:20											16:20					
16:30											16:30					
16:40											16:40					
16:50											16:50					
17:00											17:00					

## Congress programme - Monday 2 July

### Morning sessions A:

08.30 – 09.50

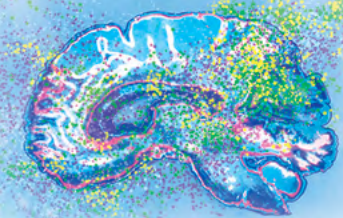
<b>A1</b> UKRO	<p><b>UKRO opening session</b> Chair: Angela Baker, President, UKRO, UK</p> <p><b>Choosing the right treatment for the right patient at the right time</b> - Anthony Zietman, Radiation Oncologist, Massachusetts General Hospital, USA</p> <p><b>#hellomynameis – the legacy of Dr Kate Granger MBE: Through adversity comes legacy</b> - Chris Pointon, Co-founder &amp; Global Campaign Ambassador, hellomynameis.org.uk, UK</p>
<b>A2</b> MSK	<p><b>Around the hip in 80 minutes</b> Chair: Rowena Johnson, Consultant Musculoskeletal Radiologist, Oxford University Hospitals NHS Trust, UK</p> <p><b>Anatomy of the groin and the PLAC</b> - Adam Mitchell, Consultant Radiologist, Fortius Clinic, UK</p> <p><b>Intra-articular hip abnormalities</b> - Rajat Chowdhury, Consultant Musculoskeletal Radiologist, Oxford University Hospitals NHS Trust, UK</p> <p><b>Extra-articular hip abnormalities</b> - Gajan Rajeswaran, Consultant Musculoskeletal Radiologist, Fortius Clinic, UK</p> <p><b>Hip imaging: What the surgeon wants to know</b> - Marcus Bankes, Consultant Orthopaedic Hip Surgeon, Guy's &amp; St Thomas' NHS Foundation Trust and Fortius Clinic, UK</p> <p>Overview of session:</p> <ul style="list-style-type: none"> <li>Teaching on the new anatomical concept of the pyramidalis–anterior pubic ligament–adductor longus complex (PLAC) and its role with adductor injuries, with clinical examples.</li> <li>Tips and tricks on the imaging of intra-articular and extra-articular hip problems.</li> <li>Insight from an opinion leader in hip surgery on what surgeons want to know from the radiologist</li> </ul>

<b>A3</b> Proffered papers	<p><b>Service optimisation and QA proffered papers</b> Chair: Nicholas Woznitza, Clinical Academic Reporting Radiographer, Homerton University Hospital NHS Foundation Trust, UK</p> <p><b>Assuring a representative research sample: Importance of evaluating the demographics of those who decline to participate in research</b> - Craig Roe, CT Advanced Practitioner, Leeds Teaching Hospitals NHS Trust, UK</p> <p><b>Impact of a radiographer led teleradiology hot-reporting service on an emergency department missed-fracture rate</b> - Paul Simpson, Advanced Practitioner, City Hospitals Sunderland NHS Foundation Trust, UK</p> <p><b>Radiological assessment of nasogastric tube position - a quality improvement project</b> - Naomi Fenton, ST3 Radiology Registrar, North Bristol NHS Trust, UK</p> <p><b>How do patients prefer to receive their radiology results in the 21st century?</b> - Amritha Ajith, Sunderland Royal Hospital, UK</p> <p><b>Report requirements for specialist non-medical referrers requesting MRI</b> - Darren Hudson, MRI Clinical Lead, InHealth, UK</p> <p><b>The accuracy of three-dimensional computed tomography images using different scanning protocols</b> - Rob Stroud, Medical Student, Warwick Medical School, UK</p> <p><b>Evaluation of occupational exposure from electromagnetic field radiation on mobile magnetic resonance imaging units</b> - Ana Filipa Sousa, Lead Mobile MRI Radiographer (SE), InHealth, UK</p>
-------------------------------	---

<b>A4</b> RPS	<p><b>The new regulations</b> Chair: Graham Hart, RPA/LPA, Your RPA, UK</p> <p><b>IRR2017</b> - James Taylor, HM Principal Inspector (Radiation), Health and Safety Executive, UK</p> <p><b>IRMER18</b> - Steve Ebdon-Jackson, Head of Medical Exposures, Health Protection Agency, UK</p> <p><b>Discussion</b> Overview of session: The aim of the session is to provide information on the key issues surrounding the implementation of new regulations covering the medical uses of ionising radiations and their impact on staff, the public and patients.</p>
------------------	--

<b>A5</b> Cardiac	<p><b>Imaging in heart muscle disease</b> Chair: Hatem Mansoubi, Clinical Director and Consultant Radiologist, Western Sussex Hospitals NHS Foundation Trust, UK</p> <p><b>Echo in cardiomyopathy</b> - Lynne Williams, Consultant Cardiologist, Royal Papworth Hospital, UK</p> <p><b>CMR of non-ischaeamic cardiomyopathy</b> - Bobby Agrawal, Consultant Radiologist, Royal Papworth Hospital NHS Foundation Trust, UK</p> <p><b>CMR of ischaemic cardiomyopathy</b> - Vass Vassilou, Cardiology Consultant, West Suffolk &amp; Royal Brompton Hospitals, UK</p> <p><b>PET CMR in cardiomyopathy</b> - Marc Dweck, Consultant Cardiologist, University of Edinburgh, UK</p>
----------------------	--

<b>A6</b> Urology	<p><b>An update on prostate cancer diagnosis</b> Chair: Jane Belfield, Lead Radiologist for Urology, Clinical Director, Royal Liverpool and Broadgreen University Hospitals NHS Trust, UK</p> <p><b>Prostate cancer diagnosis - a changing paradigm</b> - Hashim Ahmed, Chair in Urology (Clinical), Imperial College London, UK</p> <p><b>Developing and maintaining a prostate MRI service</b> - Tristan Barrett, Consultant Radiologist, University of Cambridge, UK</p> <p><b>Contrast controversies in prostate MRI: Biparametric or multiparametric?</b> - Jonathan Richenberg, Consultant Radiologist, Royal Sussex County Hospital, Brighton, UK</p> <p>Overview of session:</p> <ul style="list-style-type: none"> <li>To learn about the advances and application of multiparametric MRI in prostate cancer diagnosis, with reference to the multicentre UK PROMIS trial</li> <li>To educate on the difficulties and logistics of developing and maintaining a robust prostate MRI service in the current NHS climate</li> <li>To learn the value of dynamic contrast enhanced sequences for prostate cancer diagnosis</li> </ul>
----------------------	---



## Congress programme - Monday 2 July

**A7**  
History

**History and proffered papers**  
Chair: Elizabeth Beckmann, *British Society for the History of Radiology, UK*

**British mobile X-ray units in WWI** - Francis Duck, *Visiting Professor, University of Bath, UK*

**William Hampson (1854-1926): An early radiologist from the far left** - Francis Duck, *Visiting Professor, University of Bath, UK*

**Ian Donald and the 60th anniversary of his classic paper on ultrasound** - Arpan Banerjee, *Consultant Radiologist, Birmingham Heartland Hospital, UK*

**Eponymous signs in plain film reporting - who were the eponymists?** - Arpan Banerjee, *Consultant Radiologist, Birmingham Heartland Hospital, UK*

Panel discussion

**A8**  
Informatics

**Cybersecurity**  
Chair: Rizwan Malik, *Consultant Radiologist Lead, Royal Bolton Hospital, UK*

**Cybersecurity: An IT perspective** - Brett Walmsley, *Chief Technology Officer, Royal Bolton Hospital, UK*

**Cybersecurity: A clinical perspective** - Saif Abed, *Founding Partner, Medical Director, Health IT Strategist, Cybersecurity Specialist, AbedGraham Healthcare Strategies, UK*

**Cybersecurity: A supplier perspective** - Andreas Ehrlund, *Security Architect, Sectra, Sweden*

Panel discussion: **Working together towards safe and efficient working practices**  
Overview of session: How industry, clinicians and IT can work together to promote working practices which safeguard patients and their data but in ways that promote efficient and effective working.

### 10.10 – 11.10 JOINT UKRC PLENARY SESSION

**Extreme disaster response** - Kevin Fong, *Consultant Anaesthetist, University College London Hospitals, Honorary Senior Lecturer in Physiology and Founder and Associate Director of the Centre for Altitude, Space and Extreme Environment Medicine, University College London Hospitals, UK*

**Imaging in a war zone** - Richard Miles, *Surgeon Commander, Plymouth Hospitals NHS Trust, UK*

From 11.10

Refreshments and exhibition, poster viewing, demo sessions and education on the stands

### Morning sessions B:

11.30 – 13.20

**B1**  
UKRO

**Immunotherapy and radiotherapy combinations**  
**Cancer immunotherapy for beginners - the rationale for RT and immunotherapy combinations** - Kevin Harrington, *Joint Head of the Division of Radiotherapy and Imaging, The Institute of Cancer Research, UK (invited)*

**RT and immunotherapy trials a European perspective** - Philipp Lambin, *Clinician and Radiation Oncologist, Maastricht University, The Netherlands (invited)*

**RT and immunotherapy trials - the UK portfolio** - Fiona McDonald, *Consultant Clinical Oncologist, The Royal Marsden NHS Foundation Trust, UK (invited)*

**B2**  
Emergency and Trauma  
INTERACTIVE

**Emergency head and spine imaging**  
Chair: Lisa Meacock, *Consultant Radiologist, King's College Hospital NHS Foundation Trust, UK*

**The normal CT head - or is it?** - Lalani Carlton Jones, *Consultant Radiologist, King's College Hospital NHS Foundation Trust, UK*

**Essentials of spine trauma from C1 to sacrum** - Lisa Meacock, *Consultant Radiologist, King's College Hospital NHS Foundation Trust, UK*

*This interactive session is case based - you can test your knowledge and pick up new pearls*

Overview of session:

- Gain confidence in your ability to identify subtle abnormalities on the CT head
- Interpreting the CT or MRI of the spine: What the surgeon needs to know

**B3**  
Service delivery

**Intelligent workflow in radiology**  
Chair: Nicholas Spencer, *Consultant Radiologist, Mid Yorkshire Hospitals NHS Trust, UK*

**Paperless working in radiology** - Stephen Fenn, *Consultant Radiologist, Hampshire Hospitals NHS Foundation Trust, UK*

**Innovations in radiology information systems** - Brian Ellwood, *Product Manager, Soliton IT, UK*

**Business intelligence applications for radiology** - Phillip Brentnall, *Product Strategy Manager, Wellbeing Software Group, UK*

**Radiologist workflow, current and future state** - Gary Dee, *Radiologist, Wallingford, Connecticut, USA*

**B3**  
Service delivery

*continued*

Overview of session: Changing the way we work is always challenging in busy NHS radiology services. Delegates can expect to gain knowledge of some of the options to improve workflow and the benefits and challenges they may face in implementing them.

**B4**  
Breast

**Mock multidisciplinary meeting**

- Tamara Suaris, *Consultant, St Bartholomew's Hospital, London, UK*
- Sarah Vinnicombe, *Clinical Senior Lecturer and Honorary Consultant Radiologist, Ninewells Hospital and Medical School, UK*
- Claire Borelli, *St Georges Hospitals NHS Foundation Trust, UK*
- Laura Johnson, *Consultant Oncoplastic and Reconstructive Breast Surgeon, St Bartholomew's Hospital, London*

**B5**  
Cardiac

**Cardiac CT beyond the coronary arteries**  
Chair: Charles Peebles, *Consultant Radiologist, University Hospital Southampton NHS Foundation Trust, UK*

**Dose reduction techniques** - Hatem Mansoubi, *Clinical Director and Consultant Radiologist, Western Sussex Hospitals NHS Foundation Trust, UK*

**Assessing valvular disease with CT** - Ben Hudson, *Consultant Radiologist, Bath Radiology Group, UK*

**Dual energy cardiac and pulmonary CT** - Michelle Williams, *Clinical Lecturer in Cardiothoracic Radiology, The University of Edinburgh, UK*

**Cardiac PET CT** - David Newby, *Personal Chair - BHF John Wheatley Chair of Cardiology, The University of Edinburgh, UK*

Congress programme - **Monday 2 July**

**B6**  
Urology

**Prostate MRI workshop**  
Facilitators: Amit Patel, Consultant Radiologist, Lister Hospital, UK  
Tristan Barrett, Consultant Radiologist, University of Cambridge, UK  
Jonathan Richenberg, Consultant Radiologist, The Montefiore Hospital, UK  
Uday Patel, Consultant Radiologist, St George's University Hospitals NHS Foundation Trust, UK  
Overview of session:

- An interactive hands-on session reviewing prostate MRI studies and adopting a multiparametric approach to lesion assessment
- To learn about the pitfalls in prostate MRI and alternative pathology which may mimic prostate cancer
- To familiarise delegates with MRI assessment and reporting according to the latest PI-RADS guidance

**B7**  
Paediatrics

**Children are not small adults**  
Chair: Samantha Negus, Paediatric Radiologist, St George's University Hospitals NHS Foundation Trust, UK  
**Approaches for autism/learning difficulties and radiography** - Emma McDonough, Lead Radiographer, Alder Hey Children's NHS Foundation Trust, UK  
**Making a safe environment - immobilisation and safeguarding implications for radiographers/radiology** - Harry Bliss, Lecturer in Diagnostic Radiography, London, UK  
**Melatonin for MRI** - Mary Pirie, Superintendent Radiographer, NHS Greater Glasgow and Clyde, UK  
**Approaches to LMP and legal issues** - Andrea Hulme, Lead General Radiographer, Royal Manchester Children's Hospital, UK

**B8**  
Proffered papers

**Radiation protection and dose proffered papers**  
Chair: TBC  
**Use of a Digitally Reconstructed Radiograph (DRR) based computer simulation for optimisation of tube voltage for chest imaging using a Digital Radiography (DR) system** - Craig Moore, Clinical Scientist, Hull & East Yorkshire Hospitals NHS Trust, UK  
**Optimisation of neonatal radiology** - Belinda Gorell, Clinical Scientist, Radiation Protection Service Cardiff, UK  
**A comparative study to evaluate radiation dose and image quality for neonate and adult chest radiography among several diagnostic radiography X-ray units** - Sadeq Al-Murshedi, PhD Student, Salford University, UK  
**Are we fatter when flatter? A prospective cohort study exploring technique change in pelvic radiography** - Kevin Flintham, Advanced Radiographer Practitioner, The Mid Yorkshire Hospitals NHS Trust, UK  
**Construction and implementation of a low cost paediatric pelvic imaging phantom for dose optimisation studies** - Ali Mohammed Ali, PhD Student, University of Salford, UK  
**Focused CTPA: Dramatic dose reduction is achievable using a restricted field of view** - Amy Greenwood, Cheltenham General Hospital, UK  
**Foundation doctors' knowledge of radiation legislation and exposure: A completed audit cycle** - Szeyi Lai, North Tees and Hartlepool NHS Foundation Trust, UK  
**ASRT exchange lecture: On-table treatment adaptation and motion management using MR-guided radiotherapy: 4 Years of clinical implementation** - Erin Wittland, Advanced Practice RT(T), Barnes Jewish Hospital and Washington University and Siteman Cancer Center

11.50 – 13.20 **EXHIBITION SESSION**

**Exhibition lecture**

**Artificial and augmented intelligence: An introduction**  
Chair: Maryann Hardy, Professor of Radiography & Imaging Practice Research, Faculty of Health Studies, University of Bradford, UK  
**What are artificial intelligence and intelligence augmentation?** - Mark O'Herlihy, Managing Director EMEA, IBM Watson Health, UK  
**Can artificial and augmented intelligence improve radiology work flow efficiencies, diagnostic accuracy and patient outcomes?** - Jake Durgan, General Manager, International Radiology Informatics, Philips, UK  
**The informed patient - AI and self-diagnosis: A possibility or science fiction?** - Navin Ramachandran, Radiologist, University College London Hospitals, UK  
Panel discussion

From 12.40 **Lunch, exhibition and education on the stands**

13.20 – 14.10 **SOCIETY KEYNOTE LECTURES**

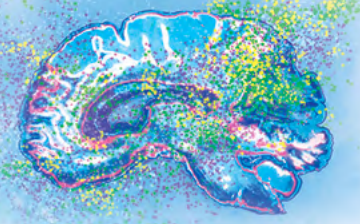

**BIR/Canon - Mayneord Award**  
The natural history of colorectal neoplasia - Perry Pickhardt, Gastrointestinal Radiologist, Wisconsin-Madison, USA

**COR - William Stripp Memorial Lecture**  
Contrasting views: Un-enhanced magnetic resonance imaging of synovitis - Carole Burnett, Lead Radiographer for Research and Innovation, Leeds Teaching Hospitals NHS Trust; Visiting Research Fellow, Leeds Biomedical Research Unit, LIRMM, University of Leeds, UK

13.50 – 14.20 **EXHIBITION SESSION**

**DEMO ZONE**  
Change healthcare

**Change healthcare**  
**Image based AI: Importance of robust clinical validation** - Patrick McLaughlin, Senior Vice President and Chief Medical Officer, Imaging, Workflow and Care Solutions, Change Healthcare, UK



## Congress programme - Monday 2 July

### Afternoon sessions C:

14.10 – 15.40

**C1**  
UKRO

**Patient and Public Involvement (PPI)**  
PPI, using it properly, patient engagement - *Jane Maher, Chief Medical Officer, Macmillan Cancer Support, UK*

**How social media research can contribute to improving the care and support of radiotherapy patients** - *Kim Meeking, Radiotherapy Research Advanced Practitioner, University Hospital Southampton NHS Foundation Trust, UK*

**Examples of using PPI to influence and drive change** - *Dany Bell, Specialist Advisor, Macmillan Treatment and Recovery, UK*

**C2**  
Emergency and trauma  
INTERACTIVE

**Test yourself: Code red traumas and the acute abdomen**  
*Chair: Elizabeth Dick, Lead for Emergency Radiology, Imperial College London, UK*

**Code red trauma calls - Do not miss this!** - *Elizabeth Dick, Lead for Emergency Radiology, Imperial College London, UK*

**The role of the interventional radiologist in trauma** - *Graham Collins, Radiology Consultant, North Bristol NHS Trust, UK*

**The acute abdomen** - *Beth Hankinson, Consultant, Royal Liverpool Hospital, UK*

**Post operative acute abdomen** - *Priya Healy, Royal Liverpool and Broadgreen University Hospitals NHS Trust, UK*

**This interactive session is case based – you can test your knowledge and pick up new pearls**

Overview of session:

- How can the radiologist/interventionalist make a difference
- 'Do not miss' examples from everyday practice

**C3**  
Education

**Changes in radiology training**  
*Chair: Caroline Parkin, Consultant Radiologist, Manchester University NHS Foundation Trust, UK*

**Shape of training and FRCR curriculum development** - *Jane Phillips-Hughes, Consultant Radiologist & Chair of the RCR Curriculum Committee, Oxford University Hospitals NHS Trust, UK*

**C3**  
Education

*continued*

**Maximising training production and quality: What we are doing in the NE and Cumbria** - *Richard Cooper, Consultant Radiologist South Tyneside NHS Foundation Trust, UK & ex Head of the Northern School of Radiology, HEE North East, UK*

**Evolution of the FRCR exam**

- *Jo Fairhurst, Consultant Paediatric Radiologist & Chair of Fellowship Examination Board, UK*
- *David Salvage, Consultant Radiologist, Chair of FRCR 2B Examination Board, UK*
- *Daniel Connolly, Consultant Radiologist, Chair of FRCR 2B Examination Board, UK*

**Overview of session:** This session provides an overview of recent changes to the FRCR curriculum, radiology training in the UK and the FRCR exam.

**C4**  
Breast

**Breast**  
*Chair: Tamara Suaris, Consultant, St Bartholomew's Hospital, London, UK*

**Risk stratification in breast screening** - *Sarah Vinnicombe, Clinical Senior Lecturer and Honorary Consultant Radiologist, Ninewells Hospital & Medical School, UK*

**Challenges and opportunities for the breast screening workforce** - *Claire Borelli, St Georges Hospitals NHS Foundation Trust, UK*

**Radiology and surgical planning: What a surgeon needs to know** - *Laura Johnson, Consultant Oncoplastic and Reconstructive Breast Surgeon, St Bartholomew's Hospital, London*

**DeepMind's approach to AI in health** - *Tony Corkett, Partnerships and Deployment Manager, DeepMind Health, UK*

**C5**  
Cardiac

**Cardiac OsiriX**

Facilitators:

- *Swamy Gedela, Consultant Cardio-Thoracic Radiologist, Essex Cardio-Thoracic Centre, Basildon, UK*
- *Bobby Agrawal, Consultant Radiologist, Royal Papworth Hospital NHS Foundation Trust, UK*

**C6**  
Urology

**Stone disease and tumour ablation**  
*Chair: Amit Patel, Consultant Radiologist, Lister Hospital, UK*

**Urinary tract stones - image driven datasets and management planning** - *Uday Patel, Consultant Radiologist, St George's University Hospitals NHS Foundation Trust, UK*

**What's changed in interventional urology?** - *Julian Keanie, Radiologist, Western General Hospital, Edinburgh, UK*

**Image guided ablation of renal tumours** - *Phil Haslam, Consultant Radiologist, The Newcastle upon Tyne Hospitals NHS Foundation Trust, UK*

Overview of session:

- An update on the multi-modality approach imaging approach of renal stone disease, including the application of dual energy CT
- To discuss recent advances and changes in interventional urology, including review of percutaneous nephrostomy insertion, ureteric stenting and management of stone disease
- To educate on case selection and technique of image guided ablation of renal tumours as an alternative to surgery

**C7**  
Paediatrics

**Changing patterns of disease in children**  
*Chair: Andrea Brammer, Risk Manager and Paediatric Radiographer, Manchester University NHS Foundation Trust, UK*

**Emerging infections** - *Caren Landes, Consultant Paediatric Radiologist and Service Group Lead for Radiology, Alder Hey Children's NHS Foundation Trust, UK*

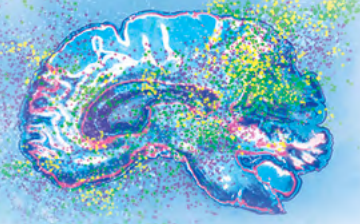

**The changing epidemiology of oncology during childhood** - *Marina Easty, Consultant Paediatric Radiologist, Great Ormond Street Hospital, UK*

**Disease modulation by treatment** - *Kevin Webb, Consultant Respiratory Physician, University Hospital of South Manchester NHS Foundation Trust, UK*

**Gender dysmorphia** - *Jenny McKinstry, Superintendent Radiographer, Royal Belfast Hospital for Sick Children, UK*

## Congress programme - Monday 2 July

<p><b>C8</b> Informatics</p>	<p><b>AI panel discussion - Rise of the machines?</b>  <b>Chair:</b> Rizwan Malik, Consultant Radiologist, Royal Bolton Hospital, UK  <b>Panel discussion: AI vs machine learning: Rise of the machines or the emperor's new clothes?</b></p> <ul style="list-style-type: none"> <li>• Steven Tolle, VP/Chief Strategist of Watson Health Imaging, IBM, Republic of Ireland</li> <li>• Nynke Breimer, Director Business Development, Aidence, The Netherlands</li> <li>• Eliot Siegel, Professor and Vice Chair for Research Information Systems, University of Maryland School of Medicine and VA Maryland Healthcare System, USA</li> <li>• Hugh Harvey, Radiologist, Institute of Cancer Research, London, UK</li> <li>• Anjum Ahmed, Director Imaging Information Systems, Agfa HealthCare, Canada</li> <li>• Christopher Austin, Medical Director, Imaging AI and Analytics, GE Healthcare, USA</li> </ul> <p><b>Overview of session:</b> In this dynamic session, we look to demystify the reality from the showbiz of Artificial Intelligence, exploring issues such as the various terms used, difference approaches between suppliers, what is currently achievable, and how we can bring cutting edge AI to closed systems such as the NHS.</p>	<p>14.20 – 15.40 <b>EXHIBITION SESSION</b></p> <p><b>Exhibition lecture</b></p> <p><b>Consolidated data management</b>  <b>Chair:</b> Maryann Hardy, Professor of Radiography &amp; Imaging Practice Research, Faculty of Health Studies, University of Bradford, UK</p> <p><b>Realising individual, societal and global healthcare benefits: The opportunities from consolidated data</b> - Andrew Morris, Director of UK Health &amp; Biomedical Informatics Research Institute (HDR-UK), UK</p> <p><b>Integrated oncology informatics - evidence-driven decisions and personalised cancer care</b> - Stephen McMillan, Solutions Lead, UKI, Business Manager for UKI Healthcare Informatics, Philips UK&amp;I, UK</p> <p><b>Consolidated data management systems: Impact on future healthcare delivery</b> - Roy Kinnear, Sales Director, Intelrad UK&amp;I, UK</p> <p><b>Panel discussion</b></p>	<p>15.50 – 17.20</p> <p><b>D1</b> UKRO</p> <p><b>Patient safety in radiotherapy</b>  <b>Radiotherapy errors and near misses – new and updated taxonomies, causative factors and safety barriers</b> - Helen Best, Senior Clinical Radiotherapy Officer, Public Health England, UK  <b>How the IAEA are tackling global challenges</b> - Kirsten Hopkins, Consultant Clinical Oncologist, University Hospital Bristol Foundation Trust, UK (invited)</p>
<p><b>C9</b> Multisystem</p>	<p><b>Post mortem CT</b>  <b>Chair:</b> Bruno Morgan, Professor of Cancer Imaging and Radiology, University of Leicester, UK  <b>Can imaging diagnose the cause of natural death?</b> - Zoe Traill, Consultant Radiologist, Oxford University Hospitals NHS Trust, UK  <b>Setting up NHS post-mortem imaging</b> - Simon Beardsmore, Consultant Radiologist, Lancashire Teaching Hospitals, UK  <b>Scanning for mass fatality incidents</b> - Claire Robinson, Advanced Practitioner Forensics, University Hospitals of Leicester NHS Trust, UK  <b>Forensic post-mortem imaging</b> - Siobhan McLaughlin, Consultant Radiologist, Royal Infirmary of Edinburgh, UK</p>	<p><b>Afternoon sessions D:</b></p> <p>15.00 – 16.00</p> <p><b>DEMO ZONE</b> AGFA</p> <p><b>MUSICA image processing - Care you can see</b>  <b>Optimisation of image processing algorithms for bed-side chest radiography; A comparison of two generations of Agfa MUSICA</b> - Tim Wood, Principal Physicist and Radiation Protection Adviser, Hull and East Yorkshire Hospitals NHS Trust, UK and Craig Moore, Physicist and Radiation Protection Adviser, Hull and East Yorkshire Hospitals NHS Trust, UK  <b>Measurement of operator scatter for endoscopy procedures employing a tube over couch system</b> - Paul Charnock, Clinical Scientist, Medical Physics Expert and Radiation Protection Advisor, Integrated Radiological Services (IRS) Limited, UK</p>	<p><b>D2</b> MSK</p> <p><b>To the knee and beyond...</b>  <b>Chairs:</b> Hifz Aniq, Consultant Radiologist, Royal Liverpool and Broadgreen University Hospitals Trust, UK and Dhiren Shah, Consultant Musculoskeletal Radiologist, London North West Healthcare NHS Trust, UK  <b>Anterior knee pain</b> - Janani Pillai, Consultant Radiologist, London North West Health Care NHS Trust, UK  <b>Lower limb MSK intervention - tips and tricks</b> - Dhiren Shah, Consultant Musculoskeletal Radiologist, London North West Healthcare NHS Trust, UK  <b>Non-traumatic causes of heel pain: Imaging findings</b> - Imran Khan, Consultant Musculoskeletal Radiologist, University Hospitals of Leicester NHS Trust, UK  <b>Imaging of metatarsalgia</b> - Hifz Aniq, Consultant Radiologist, Royal Liverpool and Broadgreen University Hospitals Trust, UK</p> <p><b>Overview of session:</b></p> <ul style="list-style-type: none"> <li>• Review the common causes of anterior knee pain and the imaging assessment of patellofemoral dysfunction</li> <li>• Review the causes and imaging findings of hindfoot and forefoot pain</li> <li>• Appreciate the pearls and pitfalls of lower limb MSK intervention</li> </ul>
<p><b>C10</b> UKRO</p>	<p><b>Knowledge based planning – The needs of contemporary knowledge based planning</b>  <b>Overview and update</b> - Andy Beavis, Consultant Medical Physicist and Head of Radiation Physics, Hull and East Yorkshire NHS Hospitals Trust, UK  <b>MR imaging planning</b> - Martin Menten, The Institute of Cancer Research and The Royal Marsden NHS Foundation Trust, London, UK (invited)</p>	<p>From 15.30 <b>Refreshments and exhibition, poster viewing, demo sessions and education on the stands</b></p>	<p><b>D3</b> Service delivery</p> <p><b>Building an efficient, integrated and diverse radiology service</b>  <b>Chair:</b> Peter Sharpe, Chief Executive Officer, Cobalt Health, UK  <b>Radiography reporting: An academy perspective</b> Sanjoy Nagaraja, Consultant Radiologist, Sheffield Teaching Hospitals NHS Trust, UK</p>



## Congress programme - Monday 2 July

**D3**  
Service delivery

*continued*

**Diversity awareness in system change** - Paul Deemer, Head of Diversity and Inclusion, NHS Employers, UK

**National imaging transformation programme - Progress so far** - Fiona Thow, Head of Imaging Services Transformation, NHS Improvement, UK

**Integrating radiology IT to improve services between partner NHS organisations** - Daniel Fascia, Consultant Radiologist & Clinical Lead, Yorkshire Imaging Collaborative, UK

Overview of session: This session will provide learning on a range of service improvement options which are pertinent today.

**D4**  
Breast

**Tomosynthesis workshop**

Facilitators:

- David Evans, Consultant Radiologist, St Bartholomew's Hospital, London, UK
- Tamara Suaris, Consultant, St Bartholomew's Hospital, London, UK

**D5**  
Cardiac

**Imaging acute chest pain**  
Chair: TBC

**Imaging acute aorta syndromes** - Ben Holloway, Consultant Radiologist, University Hospitals Birmingham NHS Foundation Trust, UK

**Imaging myocarditis** - Charles Peebles, Consultant Radiologist, University Hospital Southampton NHS Foundation Trust, UK

**Imaging pulmonary embolus** - Katharine Tweed, Consultant Radiologist, Royal Papworth Hospital NHS Foundation Trust, UK

**Imaging acute coronary syndromes** - Tarun Mittal, Consultant Cardiothoracic Radiologist, Royal Brompton & Harefield NHS Foundation Trust, UK

**D6**  
Urology

**INTERACTIVE**

**Interactive uroradiology cases**  
Chair: Phil Haslam, Consultant Radiologist, The Newcastle upon Tyne Hospitals NHS Foundation Trust, UK

**Imaging of renal lesions** - Alison Bradley, Consultant Radiologist, Royal Cornwall Hospitals NHS Trust, UK

**Imaging of adrenal gland** - Harry Bardgett, Consultant Radiologist, Bradford Royal Infirmary, UK

**Interactive uroradiology quiz** - Jane Belfield, Lead Radiologist for Urology, Clinical Director, Royal Liverpool and Broadgreen University Hospitals NHS Trust, UK

**D6**  
Urology

**INTERACTIVE**

*continued*

Overview of session:

- To interactively review multi-modality imaging of renal lesions, discussing differential diagnoses, management approaches and challenging cases
- To interactively learn about approaches in characterising adrenal lesions, with reference to CT and MRI cases
- To interactively work through challenging uro-radiology cases with live audience voting

**D7**  
Paediatrics

**Paediatrics OsiriX**

**D8**  
Joint UKRC session

**Respiratory motion management**  
Chair: TBC

**Respiratory motion management issues** - Mike Parkes, Senior Lecturer in Applied Physiology, University of Birmingham, UK

**Breath hold techniques in radiotherapy** - Marianne Aznar, Medical Physicist, The Christie NHS Foundation Trust, UK

**Overview of cardiac gating as used in diagnostic practice** - Bobby Agrawal, Consultant Radiologist, Royal Papworth Hospital NHS Foundation Trust, UK

### 16.00 – 17.20 EXHIBITION SESSION

**Exhibition lecture**

**Working with PACS: What clinicians need to know**  
Chair: Maryann Hardy, Professor of Radiography & Imaging Practice Research, Faculty of Health Studies, University of Bradford, UK

**PACS for radiographers** - Karen Hawkins, PACS Manager, Radiology Directorate, Diagnostic & Professional Services Division, Nobles Hospital, Isle of Man, UK

**PACS for radiologists** - Rizwan Malik, Consultant Radiologist, Royal Bolton Hospital, UK

**The future of PACS** - Charlie McCaffrey, Managing Director, Carestream Health UK Limited, UK

**Panel discussion**

17.30 – 18.30

**Doctorate den**

**Doctorate den**  
Chair: Janice St. John-Matthews, Academic Director, Department of Allied Health Professions, The University of the West of England, Bristol, UK

**More than one way to "win a hat"** - Leslie Robinson, Honorary Reader in Teaching and Learning, Diagnostic Radiography, University of Salford, UK

Calling all radiography doctorate students, prospective doctorate students and newly completed doctorate students. Following positive feedback from UKRCO 2017 the Doctorate Den returns. In 2016, the Society & College of Radiographers released the "Research Strategy 2016-2021" and pledged 1% of the profession would hold doctorates by 2021. Be part of the growing community of "radiographers' undertaking doctorates" to advance the profession. This year's session will include a presentation of case-studies on the different doctorate routes followed by a Q&A session and informal networking. Overview of session:

- Find out what you might gain from undertaking doctoral research training
- Learn about the different routes to gaining a doctoral award and discover which might be the best option for you
- Be inspired by radiographers who have achieved doctoral status and find out what they did next

**Fellowship speed dating**

**Fellowship speed dating**  
Following the successful launch of a radiology fellowship networking event last year, the session is being rerun at UKRCO 2018. The event enables trainees interested in doing fellowships to meet with representatives from units that offer fellowships. It is an informal gathering during the wine reception in the demo zone of the main exhibition hall. Representatives from units that offer fellowships will be available for discussion about the opportunities that they offer. This represents a valuable networking opportunity for trainees and trainers alike

From 17.15

Welcome wine reception in exhibition and poster viewing

## Congress programme - Tuesday 3 July

### Morning sessions E:

08.00 – 09.20

<b>E1</b> UKRO	<p><b>Radiotherapy service delivery</b>  <b>RCR outlining and peer review recommendations – how and who?</b> - Tom Roques, Consultant Clinical Oncologist, Norfolk and Norwich University Hospitals NHS Foundation Trust, UK  <b>Implications of the new IRMER regulations in radiotherapy</b> - Una Findlay, Senior Clinical Radiotherapy Officer, Public Health England, UK  <b>Unintended exposures in radiotherapy: Over, under and outside</b> - David Eaton, RTTQA Lead Clinical Scientist, Mount Vernon Hospital &amp; Chair, IPEM Radiotherapy Special Interest Group, UK</p>
-------------------	---

<b>E2</b> MSK	<p><b>Marrow imaging and bone tumours</b>  Chair: Qaiser Malik, Consultant Radiologist, Basildon and Thurrock University Hospital NHS Trust, UK  <b>Normal marrow imaging pattern</b> - Ishaq Uri, Consultant in Clinical Radiology, North Bristol University Hospital NHS Trust, UK  <b>Abnormal marrow imaging pattern</b> - Abhishek Jain, Consultant Radiologist, Royal Liverpool University Hospital, UK  <b>Marrow oedema patterns in trauma</b> - Qaiser Malik, Consultant Radiologist, Basildon and Thurrock University Hospital NHS Trust, UK  <b>Imaging of bone tumours</b> - Naomi Winn, Consultant Radiologist, Robert Jones and Agnes Hunt Orthopaedic Hospital, Oswestry, UK</p>
------------------	---

<b>E3</b> Chest	<p><b>Infectious diseases update</b>  Chair: Mary Roddie, Consultant Radiologist, Imperial College Healthcare NHS Trust, UK  <b>Chronic aspergillosis - what is it and why should I know about it?</b> - Sujal Desai, Consultant Radiologist, Royal Brompton and Harefield NHS Foundation Trust, UK  <b>Emerging infections</b> - Carolyn Allen, Clinical Director, The Pennine Acute Hospitals NHS Trust, UK  <b>Atypical mycobacterial infection</b> - Steve Ellis, Consultant Thoracic Radiologist, Barts Health NHS Trust, UK  <b>The imaging of ARDS - what does radiology contribute?</b> - Sujal Desai, Consultant Radiologist, Royal Brompton and Harefield NHS Foundation Trust, UK</p>
--------------------	--

<b>E4</b> Service delivery	<p><b>Transforming UK radiology through system-wide improvement</b>  Chair: Nicholas Spencer, Consultant Radiologist, Mid Yorkshire Hospitals NHS Trust, UK  <b>MDT improvement - redesign for the NHS</b> - Martin Gore CBE, Consultant Medical Oncologist, Royal Marsden NHS Foundation Trust, UK  <b>Introduction to GIRFT (Getting It Right First Time) in radiology</b> - Kath Halliday, Consultant Radiologist, Nottingham, and UK Radiology GIRFT Lead, UK  <b>Imaging services transformation - Future vision, 2020 and beyond</b> - Erica Denton, Consultant Radiologist, Norwich &amp; National Clinical Advisor, Imaging Services Transformation, UK  <b>Panel discussion</b>  Overview of session: National programmes of service improvement are reaching out to all specialties, to improve efficiency, quality and consistency. This session will enable delegates to hear from leaders of current national programmes about how they are influencing radiology services in the UK.</p>
-------------------------------	--

<b>E5</b> Head and neck	<p><b>How I do it</b>  Chair: Chris Greenall, Consultant Dental Radiologist, ABMU and Cwm Taf Health Boards, UK  <b>Facial fractures - a crash course</b> - Elizabeth Loney, Clinical Director of Radiology and Consultant Radiologist, County Durham and Darlington NHS Foundation Trust, UK  <b>Sinuses can be cool!</b> - Sarah LaPorte, Consultant Radiologist, Milton Keynes University Hospital NHS Foundation Trust, UK  <b>Fast track neck lump clinics - Many ways to skin a cat...</b>  <ul style="list-style-type: none"> <li>Catherine Kirkpatrick, Consultant Sonographer, United Lincolnshire Hospitals NHS Trust, UK</li> <li>Rhian Rhys, Consultant Radiologist, Cwm Taf University Health Board, UK</li> </ul> Overview of session: A "how I do it" session, covering common head and neck imaging and clinical scenarios.</p>
----------------------------	---

<b>E6</b> Obs and Gynae	<p><b>Obstetrics and Gynaecology Osirix cases</b>  Facilitators:  <ul style="list-style-type: none"> <li>Siham Sudderuddin, Consultant, Radiology Registrar, Imperial College Healthcare NHS Trust, UK</li> <li>Nishat Bharwani, Consultant Radiologist, Imperial College Healthcare NHS Trust, UK</li> </ul> </p>
----------------------------	--

<b>E7</b> GI and hep	<p><b>The confusing belly</b>  Chair: Katherine van Ree, Consultant Radiologist, Imperial College Healthcare NHS Trust, UK  <b>Bariatric imaging for dummies</b> - Dominic Blunt, Consultant Radiologist, Imperial College Healthcare NHS Trust, UK  <b>Small bowel obstruction – time for a transition</b> - James Stephenson, Consultant Radiologist, University Hospitals of Leicester NHS Trust, UK</p>
-------------------------	---

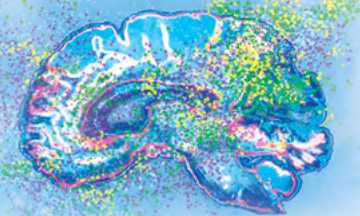
09.30 – 10.30 **JOINT UKRCO PLENARY SESSION**

<b>Too sensitive for science? Demolition of stereotypes</b> - Emily Grossman, Freelance science broadcaster, writer and educator, UK
--

From 10.30 **Refreshments and exhibition, poster viewing, demo sessions and education on the stands**

10.40 – 12.00 **EXHIBITION SESSION**

<b>Exhibition lecture</b>	<p><b>Technological solutions to imaging the obese patient</b>  Chair: Maryann Hardy, Professor of Radiography &amp; Imaging Practice Research, Faculty of Health Studies, University of Bradford, UK  <b>Imaging the obese patient</b> - Karen Knapp, Head of Medical Imaging, University of Exeter, UK  <b>Advances in RTP CT with the SOMATOM confidence</b> - Helen Burland, Pre-Treatment Lead Superintendent Radiotherapy, The Royal Marsden NHS Foundation Trust, UK  <b>We are all different - How biomatrix technology can aid consistent MR imaging for each and every patient</b> - Tracey Chalmers, MR Product Specialist, Siemens Healthineers, UK  <b>Panel discussion</b></p>
---------------------------	--



## Congress programme - Tuesday 3 July

### Morning sessions F:

11.20 – 12.40

**F1**  
UKRO

**Workforce challenges**  
Chair: Paula Home, Chair, UK Radiotherapy Service Managers, UK  
**NHS England's vision for RT recognising the challenges** - Speaker TBC  
**Role extensions a manager's perspective** - Angela Francis, Head of Radiotherapy Services, Guy's and St Thomas' NHS Foundation Trust, UK  
**Managing to train people** - James Wilson, Consultant Clinical Oncologist, Guy's and St Thomas' NHS Foundation Trust, UK (invited)

**F2**  
MSK

**Around the spine in 80 minutes**  
Chair: Rajat Chowdhury, Consultant Musculoskeletal Radiologist, Oxford University Hospitals NHS Trust, UK  
**Spinal pathology in the elite athlete** - Justin Lee, Consultant Musculoskeletal Radiologist, Fortius Clinic, UK  
**Infectious diseases of the spine** - Rowena Johnson, Consultant Musculoskeletal Radiologist, Oxford University Hospitals NHS Trust, UK  
**Inflammatory diseases of the spine** - Ramy Mansour, Consultant Musculoskeletal Radiologist, Oxford University Hospitals NHS Trust, UK  
**Clinical and professional negligence - what the radiologist needs to know** - Jonathan Jones QC, Deputy Head, No5 Chambers, UK  
**Overview of session:** An exploration of the diversity of spinal diseases affecting a diverse demographic patient spectrum, concluding with a thought provoking presentation on the medicolegal aspects of spinal disease to spark educational discussion and debate.

**F3**  
Chest

**Understanding the left lateral radiograph - an interactive workshop**  
Mary Roddie, Consultant Radiologist, Imperial College Healthcare NHS Trust, UK

**F4**  
Research NIHR

**Getting funding for your research: Opportunities from NIHR**  
Chair: Fiona Mellor, Post-Doctoral Research Fellow, London South Bank University, UK  
**The NIHR research training programme** - Beth Harris, Senior Programme Manager, NIHR Trainees Coordinating Centre, UK  
**NIHR doctoral and post-doctoral fellowships** - Nicola Melody, Senior Programme Manager, NIHR Trainees Coordinating Centre, UK  
**Being a NIHR doctoral fellow** - Claire Robinson, Advanced Radiographer Practitioner (Forensics), University Hospitals Leicester NHS Trust, UK  
**Top tips for successful applications** - Beth Harris, Senior Programme Manager, NIHR Trainees Coordinating Centre, UK and Nicola Melody, Senior Programme Manager, NIHR Trainees Coordinating Centre, UK

**F5**  
Imaging technologies

**Practical PETMR**  
Chair: Heather Williams, Principal Medical Physicist, Christie NHS Foundation Trust, UK  
**Running a PETMR Suite** - Amy Watkins, Lead PETMR Radiographer, University of Manchester, UK  
**PET capabilities of a PETMR scanner** - Sarah Woods, PET Physicist for PETMR, University of Manchester, UK  
**MRI capabilities of a PETMR scanner** - William Lloyd, MRI Physicist for PETMR, University of Manchester, UK  
**Overview of session:** PETMR is growing in popularity and we have all seen the beautiful images it can generate. But how does a PETMR suite work in practice? What skills are needed, and what mix of staff? Hear all about it from the experts.

**F6**  
Obs and Gynae

**Imaging of the adnexa**  
Chair: Nishat Bharwani, Consultant Radiologist, Imperial College Healthcare NHS Trust, UK  
**IOTA classification** - Susanne Johnson, Associate Specialist in Gynaecology, Princess Anne Hospital, University Hospital Southampton, UK  
**Evidence based management of incidental cystic adnexal lesions on US, CT and MRI** - Mike Weston, Consultant Radiologist, Leeds Teaching Hospitals Trust, UK  
**How MRI guides management of US-indeterminate adnexal lesions** - Anju Sahdev, Reader and Consultant Radiologist, Barts Health, UK  
**Discussion/questions**

**F7**  
GI and hep

**Incidentalomas and things of mystery**  
Chair: James Stephenson, Consultant Radiologist, University Hospitals of Leicester NHS Trust, UK  
**Incidental pancreatic lesions** - Brinder Singh Mahon, Consultant Radiologist, University Hospitals Birmingham NHS Foundation Trust, UK  
**The mesentery** - Ed Godfrey, Consultant Radiologist, Cambridge University Hospital NHS Trust, UK  
**Gallbladder polyps** - Rebecca Wiles, Consultant Radiologist, The Royal Liverpool University Hospital, UK

**F8**  
Informatics

**Post-modern healthcare systems**  
Chair: Neelam Dugar, Consultant Radiologist, Doncaster And Bassetlaw Teaching Hospitals NHS Foundation Trust, UK  
**Radiology IT for dummies** - Graham King, Managing Director, Health Imaging Solutions, UK  
**Evolution of enterprise imaging and developing a unified patient record** - Dominic Kirkman, Director of Professional Services and Support, IBM, USA  
**Regional networks with the clinical and technical benefits and challenges of distributed reporting** - Nick Sargent, SWASH Technical Architect, Portsmouth Hospitals NHS Trust, UK and Mark Griffiths, Clinical Radiologist, University Hospital Southampton NHS Foundation Trust, UK  
**Pre disease prevention and wellness - diverse needs create personalised care and precision wellness** - Rachel Dunscombe, Chief Information Officer, Salford Royal NHS Foundation Trust, UK  
**Overview of session:** This session explores the evolution of imaging and healthcare provision, charting the progression beyond the lightbox and stethoscope and breaking down walls of clinics to the community and patient's wrists.

From 12.40 **Lunch, exhibition and education on the stands**

### 13.00 – 13.50 SOCIETY KEYNOTE LECTURES

**COR - Martine Jackson Lecture**  
**NHS England high energy proton service** - Hazel Pennington, Lead Operational Radiographer for Protons, The Christie NHS Foundation Trust, UK  
**IPEM - John Mallard Lecture**

## Congress programme - Tuesday 3 July

13.00 – 14.40 EXHIBITION SESSION

**Exhibition lecture**

**Hybrid imaging technologies (PET/CT)**  
 Chair: Maryann Hardy, Professor of Radiography & Imaging Practice Research, Faculty of Health Studies, University of Bradford, UK

**Recent advances in PET/CT technology will enhance patient throughput and facilitate improved lesion detection and tumour metabolism characteristics**  
 - Ian Armstrong, Principal Physicist, Nuclear Medicine, Manchester University NHS Foundation Trust, UK

**Combining high sensitivity digital PET technology with innovative algorithms for motion correction & improved quantitation in all patients: Small lesion detectability, workflow, and dose considerations**  
 - Jakub Siennicki, PET-CT Clinical Leader, GE Healthcare, Europe

**What difference will it make?**  
 - Heather Williams, Principal Medical Physicist, The Christie NHS Foundation Trust, UK

**Panel discussion**

**G2**  
MSK

*continued*

**Rheumatoid** - Asad Rabbani Shah, Consultant Radiologist, Barking, Havering and Redbridge University Hospitals NHS Trust, UK

**Crystalline arthropathy including gout** - Prashant Sankaye, Consultant Musculoskeletal Radiologist, Imperial College Healthcare NHS Trust

**Myopathies** - Dimitri Amiras, Consultant Musculoskeletal Radiologist, Imperial College Healthcare NHS Trust, UK

**Seronegative spondyloarthropathy** - Imran Khan, Consultant Musculoskeletal Radiologist, University Hospitals of Leicester NHS Trust, UK

**Panel case based discussion**

**Overview of session:**

- The role of radiologists in management of patients with rheumatological conditions
- To review the imaging manifestations of the commonly encountered thanarthropathies/myopathies in radiological practice
- To review the potential pitfalls in imaging for patients with arthropathies/myopathies

**G4**  
Education

*continued*

**Educating UK sonographers for their reporting role** - Gill Harrison, Ultrasound Programme Director, City University of London, UK

**Maximum impact publishing to inspire radiographers into action: Why, where and how**  
 - Julie Nightingale, Professor of Diagnostic Imaging Education, University of Salford, UK

**Overview of session:**

- Inspire healthcare professionals to learn new skills
- Motivate them to think about how they can work differently to transform the provision of healthcare in radiology and radiotherapy departments
- Provide them with the confidence to take on new roles in the workplace

## Afternoon sessions G:

14.00 – 15.20

**G1**  
UKRO

**Service re-design and initiatives**

**Co-design and service development**  
 - Charlotte Weston, Teenage Cancer Trust Lead Nurse, The Royal Marsden NHS Foundation Trust, UK

**RTDS: Current status and future developments**  
 - Catherine Roe, Radiotherapy Dataset (RTDS) Project Lead, National Cancer Registration & Analysis Service, Public Health England, UK

**Radiotherapy peer review: Can we use the clinical trial quality assurance model at local/regional levels?**  
 - Elizabeth Miles, Coordinator National Radiotherapy Trials QA (RTTQA) Group, East and North Hertfordshire NHS Trust, UK

**G3**  
Multisystem

**Tuberculosis**  
 Chair: Vikas Shah, Consultant Radiologist, University Hospitals of Leicester, UK

**Clinical update including new patterns of resistance and new biomarkers**  
 - Pranab Halder, Clinical Senior Lecturer, University of Leicester, UK

**Thoracic manifestations**  
 - Steve Ellis, Consultant Thoracic Radiologist, Barts Health NHS Trust, UK

**MSK manifestations**  
 - Rowena Johnson, Consultant Musculoskeletal Radiologist, Oxford University Hospitals NHS Trust, UK

**Abdominopelvic manifestations**  
 - Yvette Griffin, Consultant Radiologist, University Hospitals of Leicester NHS Trust, UK

**G5**  
Head and neck

**Top tips and red flags**  
 Chair: Sarah LaPorte, Consultant Radiologist, Milton Keynes University Hospital NHS Foundation Trust, UK

**Blocked tubes**  
 - Nalinda Panditaratne, Consultant in Radiology, Calderdale and Huddersfield NHS Foundation Trust, UK

**Otaglia**  
 - Chris Greenall, Consultant Dental Radiologist, ABMU and Cwm Taf Health Boards, UK

**Sneaking out the back door...perineural spread**  
 - Gillian Potter, Consultant Neuroradiologist, Salford Royal and Central Manchester NHS Foundation Trust, UK

**Sinuses – When you need to wake up...**  
 - Speaker TBC

**Overview of session:** Share the experts tips on how to stay out of trouble in head and neck imaging.

**G2**  
MSK

**The blooming garden variety of arthropathies/myopathies**  
 Chairs: Imran Khan, Consultant Musculoskeletal Radiologist, University Hospitals of Leicester NHS Trust, UK and Prashant Sankaye, Consultant Musculoskeletal Radiologist, Imperial College Healthcare NHS Trust, UK

**G4**  
Education

**The role of education in supporting radiographers into action**  
 Chair: Viv Gibbs, Head of Department, Allied Health Professions, The University of the West of England, UK

**Radiographers into action**  
 - Suzanne Rastrick, Chief Allied Health Professions Officer, NHS England, UK

**G6**  
Obs and Gynae

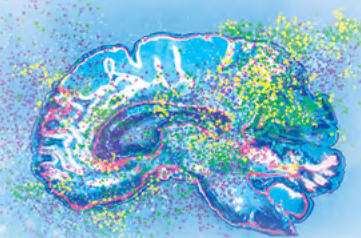
**Imaging of the uterus**  
 Chair: Nishat Bharwani, Consultant Radiologist, Imperial College Healthcare NHS Trust, UK

**MRI evaluation of uterine malignancies (cervical, endometrial & myometrial)**  
 - Sarah Swift, Consultant Radiologist, Leeds Teaching Hospitals Trust, UK

**Fertility-sparing options in gynaecological malignancy**  
 - Andrea Rockall, Consultant Radiologist, The Royal Marsden Hospital and Visiting Professor of Radiology, Imperial College London, UK

**Imaging in placental adhesive disorders**  
 - Elspeth Whitby, Senior Lecturer, University of Sheffield, UK

**Discussion/questions**



## Congress programme - Tuesday 3 July

**G7**  
GI and hep

**GI and hep OsiriX**  
Facilitators:  
Mark Wills, Consultant Radiologist, Salisbury NHS Foundation Trust, UK  
Antoni Sergot, Consultant Radiologist, Ashford and St Peter's Hospitals NHS Foundation Trust, UK

**G8**  
RPS

**Implementing IRR2017**  
Chair: Graham Hart, RPA/LPA, Your RPA, UK  
**IRR2017 – What the regulator expects** - James Taylor, HM Principal Inspector (Radiation), Health and Safety Executive, UK  
**Challenges in the implementation of IRR2017** - Trevelyan Foy, Director of Medical Physics & Clinical Technology, Royal Cornwall Hospitals NHS Trust, UK  
**Discussion**  
Overview of session: The aim of the sessions is to examine the practical implementation of IRR17 from both the Regulator's and healthcare professional's perspectives.

### 14.50-16.10 EXHIBITION SESSION

**Exhibition lecture**

**Point of care imaging: Technology opportunities**  
Chair: Maryann Hardy, Professor of Radiography & Imaging Practice Research, Faculty of Health Studies, University of Bradford, UK  
**The evolution of MSK CBCT** - Piero Cerofolini, CBCT Regional Product Manager - Europe, Carestream Health, Belgium  
**The potential of magneto-cardiography: Cardiac screening and assessment of cardiac toxicity** - Ben Varcoe, Chief Scientific Officer (Creavo) & Chair of Experimental Quantum Information Science, University of Leeds, UK  
**Is there a role for using ultrasound in primary care today?** - Alistair Wood, Ultrasound Solutions Manager, GE Healthcare, UK & Ireland  
**Panel discussion**

From 15.20 Refreshments and exhibition, poster viewing, demo sessions and education on the stands

### Afternoon sessions H:

16.10 – 17.30

**H1**  
UKRO

**Radiotherapy board session**  
Speakers to be confirmed

**H2**  
SMRT

**SMRT**  
Chair: Muriel Cockburn, The Society for MR Radiographers & Technologists, UK  
**New techniques in MSK MRI** - Dimitri Amiras, Consultant Radiologist, Imperial College NHS Healthcare Trust, UK  
**MRI safety update on gadolinium deposition in the brain** - Anastasia Papadaki, MR Physicist, National Hospital for Neurology and Neurosurgery, UK  
**A practical guide to magnetic resonance spectroscopy** - Donnie Cameron, Lecturer in Clinical Magnetic Resonance Physics, University of East Anglia, UK

**H3**  
Chest

**Lung cancer update**  
Chair: Mary Roddie, Consultant Radiologist, Imperial College Healthcare NHS Trust, UK  
**RFA - current role in lung cancer** - Fergus Gleeson, Consultant Radiologist, Oxford University Hospitals NHS Trust, UK  
**Fleischner 2017 vs BTS nodule guidelines - similarities and differences** - Arjun Nair, Consultant Radiologist, University College London Hospitals NHS Foundation Trust, UK  
**Lung cancer - medicolegal aspects** - John Reid, Consultant Radiographer, Borders General Hospital, UK  
**Pericystic lung cancers - an emerging CT phenotype** - Sarah Sheard, Radiology Registrar, Imperial College Healthcare NHS Trust, UK

**H4**  
Late breaking proffered papers

**Late breaking proffered papers**

**H5**  
Head and neck

**Head and neck OsiriX**  
Facilitators:  
• Elizabeth Loney, Clinical Director of Radiology and Consultant Radiologist, County Durham and Darlington NHS Foundation Trust, UK  
• Rhian Rhys, Consultant Radiologist, Cwm Taf University Health Board, UK

**H6**  
Joint UKRCO session

**I robot: Ethics and law applied to artificial intelligence**  
Chair: Julian Kabala, President, UKRC, UK  
• Eliot Siegel, Professor and Vice Chair Research Information Systems, University of Maryland School of Medicine and VA Maryland Healthcare System, USA  
• Daniel Sokol, Barrister, 12 King's Bench Walk, UK  
• Speaker to be confirmed

**H7**  
RPS

**Practical issues in radiation protection**  
Chair: Graham Hart, RPA/LPA, Your RPA, UK  
**Personnel dosimetry** - Andy Rogers, Head of Radiation Physics, Nottingham University Hospitals NHS Trust, UK  
**PPE** - Peter Hiles, Head of Radiation Physics, North Wales Medical Physics, Glan Clwyd Hospital, UK  
**Dose optimisation** - Matthew Dunn, Head of Radiology Physics, Nottingham University Hospitals NHS Trust, UK  
Overview of session: The session is designed to address some of the key issues in practical medical radiation protection, key to compliance with both IRR2017 and IRMER2018.

**H8**  
Informatics

**National informatics resources**  
Chair: Rizwan Malik, Consultant Radiologist, Royal Bolton Hospital, UK  
**The role of the RCR informatics committee** - Neelam Dugar, Consultant Radiologist, Doncaster And Bassetlaw Teaching Hospitals NHS Foundation Trust, UK  
**The role and remit of NHS digital** - Daniel Ray, Director of Data (DSP, Insights, Statistics and Research Enablement), NHS Digital, UK  
**The role of NHS digital academy** - Rachel Dunscombe, Director of Digital, Salford Royal NHS Foundation Trust, UK  
**Panel discussion: The impact of new resources and initiatives for informatics in UK**  
Overview of session: In this session three key leaders of UK and NHS digital and informatics committees provide feedback on what resources are available for education, guidance and leadership in this space.

Congress programme - **Wednesday 4 July**

**Morning sessions I:**

08.20 – 09.40

**I1**  
UKRO

**Adaptive radiotherapy**  
**Update of next generation radiotherapy treatment** - Anthea Cree, *Clinical Research Fellow in Adaptive Radiotherapy, The Christie NHS Foundation Trust, UK*  
**Adaptive RT developments** - Marcel van Herck, *Chair in Radiotherapy Physics, The University of Manchester, UK*

**I2**  
MSK

**Imaging in sport**  
Chair: Amanda Isaac, *Consultant Musculoskeletal Radiologist, Guy's & St Thomas' Hospitals NHS Foundation Trust, UK*  
**Sports injuries in the hand and wrist** - Ramy Mansour, *Musculoskeletal Consultant Radiologist, Oxford University Hospitals NHS Trust, UK*  
**PLAC injuries, clinical implications** - Ernest Schilders, *Consultant Orthopaedic Surgeon, Fortius Clinic, UK*  
**Sporting injuries around the knee** - Speaker TBC  
**Ankle injuries, getting back to sport** - Maryam Shahabpour, *Head of Clinics of Musculoskeletal Imaging, Universitair Ziekenhuis Brussel, Belgium*

**I3**  
Education

**Educating a new generation of radiographers**  
Chair: Janice St. John-Matthews, *Academic Director, Department of Allied Health Professions, The University of the West of England, Bristol, UK*  
**Generation Z** - Jessica Coggins, *Executive Assistant to AHP Head of Department, The University of the West of England, Bristol, UK*  
**Exploring the role of a coaching approach in the student support 'toolkit'** - Julie de Witt, *Senior Lecturer Diagnostic Imaging, University of Derby, UK*  
**Building for the future - Laying the foundations with an innovative diagnostic imaging pre-registration module** - Kerry Mills, *Senior Lecturer Diagnostic Imaging/Radiography Emergency Care Practitioner, University of the West of England, Bristol, UK*  
**Our approach to supporting specialist post qualification training within the clinical workplace** - Darren Hudson, *MRI Clinical Lead, InHealth Group, UK*

**I3**  
Education

*continued*  
Overview of session: With Generation Z entering the healthcare workforce it is the first time that four generations are working together. This session will discuss each generation and introduce the audience to the role of coaching in supporting the development of leadership qualities in pre-registration learners. The session will also highlight innovative teaching models including preparing pre-registration learners for advanced practice roles and a graduate preceptorship programme that supports the transition into specialist areas of practice.

**I4**  
Molecular imaging

**PET-CT**  
Chair: Kamna Mehta, *Consultant Radiologist, Lancashire Teaching Hospitals NHS Foundation Trust, UK*  
**Overview of PET-CT services** - Clare Beadmoore, *Consultant Radiologist, Norfolk and Norwich University Hospital, UK*  
**Preparation, protocols and pitfalls** - Bal Sanghera, *Clinical Scientist, Paul Strickland Scanner Centre, Mount Vernon Hospital, UK*  
**Recent advances in hybrid imaging** - Prakash Manoharan, *Consultant Radiologist and Nuclear Medicine Physician, The Christie NHS Foundation Trust, UK*  
**Role of PET-CT in Upper GI and colorectal malignancies** - Rohit Kochhar, *Consultant Radiologist, The Christie NHS Foundation Trust, UK*

**I5**  
Neuro

**Neuro**  
Chair: Stavros Stivaros, *Clinical Senior Lecturer, The University of Manchester, UK*  
**Neuroradiology CTA and MRA** - Brynmor Jones, *Consultant Neuroradiologist, Imperial College Healthcare NHS Trust, UK*  
**Imaging of the spinal tumours** - Priya Bhatnagar, *Consultant Neuroradiologist, The Newcastle upon Tyne Hospitals NHS Foundation Trust, UK*

**I6**  
Service delivery

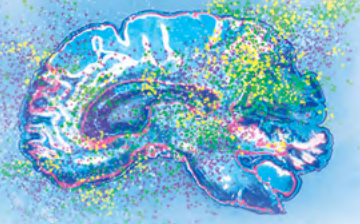
**MRI service optimisation**  
Chair: Jonathan Coupland, *Clinical Application Specialist MRI, Philips Healthcare, UK*  
**New sequences and MR techniques for 2018** - Jonathan Coupland, *Clinical Application Specialist MRI, Philips Healthcare, UK*

**I6**  
Service delivery

*continued*  
**Optimising patient throughput in MRI** - Michelle Griffiths, *MR Radiographer, Calderdale and Huddersfield Foundation NHS Trust, UK*  
**MRI safety in 2018** - Barbara Nugent, *Superintendent Radiographer, NHS Lothian, UK*  
**Delivering a mobile MRI service in the NHS** - Katie Taylor, *Director of Operations, Medical Imaging Partnership, UK*  
Overview of session: MRI services continue to grow, and improving efficiency whilst maintaining quality and patient focus remains a key priority. This session will provide delegates with up to date knowledge about MR service delivery.

**I7**  
Proffered papers

**Body imaging proffered papers**  
Chair: TBC  
**Histological success rate of transjugular liver biopsies** - Nagushan Abimanue, *Doctor, Queens Medical Centre, Nottingham University Hospitals, UK*  
**Fluoroscopic imaging appearances in bariatric surgery** - Christopher Marsh, *Advanced Practitioner Radiographer, University Hospitals of North Midlands, UK*  
**Migrating intra-abdominal mass on CT and MRI: Radiological appearances of large peritoneal loose bodies** - Kyungmin Kim, *Foundation Doctor, The Pennine Acute Hospitals NHS Trust, UK*  
**A pictorial review of the role of multiparametric renal MRI in investigating renal masses**  
**Liverpool healthy lung project: Radiologist perspective** - John Spillane, *Radiology Registrar, North Bristol Trust, UK*  
**Low diagnostic yield of haemoptysis referred initially for chest radiograph in the detection of lung cancer** - John Holemans, *Consultant Radiologist, Liverpool Heart & Chest Hospital, UK*  
**An audit of lung cancer detection and the role of the radiology department within a large teaching hospital** - Meghavi Mashar, *Oxford University Hospitals NHS Foundation Trust, UK*  
**FDG PET-CT in haematological cancers: Are we adhering to RCR and NICE guidelines?** - Pia Charters, *Registrar (ST1), Severn Deanery/University Hospitals Bristol, UK*



## Congress programme - Wednesday 4 July

From 09.40 Refreshments and exhibition, poster viewing, demo sessions and education on the stands

### 10.10 – 11.10 JOINT UKRCO DEBATE

#### Knowledge: How much is too much?

Chair: Paul McCoubrie, Consultant Clinical Radiologist, North Bristol NHS Trust, UK

#### Speakers:

**Ethicist:** Stacy Carter, Deputy Director Centre for Values, Ethics and the Law in Medicine (VELIM), Sidney University, Australia

**Lawyer:** Daniel Sokol, Barrister, 12 King's Bench Walk, UK

**Geneticist:** Katie Snape, Consultant, St George's London and Joint Lead Consultant for Cancer Genetics, SW Thames Regional Genetics Service, UK

**GP:** Speaker to be confirmed

### 11.20 – 12.50 EXHIBITION SESSION

#### Exhibition lecture

#### Understanding asset management: The replacement rationale

Chair: Pam Black, (ROC board), Head of Radiology, Wirral University Teaching Hospital, UK

#### What do you mean by asset management?

- Simon Hemsworth, Marketing Manager, GE Healthcare, UK and Karl Blight, General Manager Northern Europe, GE Healthcare, UK

#### Driving forward advances in imaging technology: Are we responding to service need or technological capability?

- David Wilkins, Head of Marketing, Sales and Communications GB&I, Siemens Healthcare Limited, UK

#### Equipment lifespan recommendations are really just a money spinner: A debate!

• **Speaking for motion** - Erika Denton, Radiologist, Norfolk & Norwich University Hospitals, UK

• **Speaker against the motion** - Peter Harrison, AXREM Chair and Managing Director, Siemens Healthcare Limited, UK

Panel discussion

### Morning sessions J:

11.20 – 12.50

#### J1

UKRO

#### Protons

**Should all radiotherapy treatments be delivered by proton therapy?** - Anthony Zietman, Radiation Oncologist, Massachusetts General Hospital, USA  
**UK update on proton therapy** - Adrian Crellin, Consultant Clinical Oncologist, The Leeds Teaching Hospitals NHS Trust, UK (invited)

#### J2

Interventional radiology

#### Interventional oncology: Recent advances and update on loco regional therapies for primary and secondary liver cancers?

Chair: Alex Horton, Consultant Interventional Radiologist, Royal Surrey County Hospital, UK  
**SIRT: Radioembolization, what is it, does it work, and most importantly how do we select patients?** - Graham Munneke, SIRT Lead and Interventional Radiologist, University College Hospital, UK  
**Nanoknife: Irreversible electroporation, The ideal ablative technique? Is this a game changer?** - Pete Littler, Consultant Interventional Radiologist, The Newcastle upon Tyne Hospitals NHS Foundation Trust, UK  
**TACE: Chemoembolization in the liver; experience from a tertiary centre** - Dylan Lewis, Consultant Radiologist, King's College Hospital NHS Foundation Trust, UK

#### J3

Multisystem personalised multi-imaging

#### Personalised imaging and therapy

Chair: Vikas Shah, Consultant Radiologist, University Hospitals of Leicester, UK  
**Current state and future of AI in delivering personalised radiology** - Hugh Harvey, Radiologist, Institute of Cancer Research, London, UK  
**Translating genomic data to personalised risk assessment and therapy** - Katie Snape, Joint Lead Consultant for Cancer Genetics, St George's University Hospitals NHS Foundation Trust, UK  
**Disease phenotyping using multiparametric imaging** - Anwar Padhani, Consultant Radiologist and Professor of Cancer Imaging, East and North Hertfordshire NHS Trust, UK

#### J3

Multisystem

continued

**Personalised disease management - current and emerging role of PET-based molecular imaging** - Fahmid Chowdhury, Consultant in Radiology and Nuclear Medicine, Leeds Teaching Hospitals NHS Trust, UK

#### J4

Molecular imaging

#### PET-CT

Chair: Kamna Mehta, Consultant Radiologist, Lancashire Teaching Hospitals NHS Foundation Trust, UK  
**PET in infection and inflammation** - Fahmid Chowdhury, Consultant in Radiology and Nuclear Medicine, Leeds Teaching Hospitals NHS Trust, UK  
**Paediatric PET-CT** - Diana Rosof-Williams, Consultant, Royal Preston Hospital, UK  
**PET in brain tumours** - John Cain, Royal Preston Hospital, UK  
**Incidentalomas in PET-CT** - Manil Subesinghe, Guy's and St Thomas' NHS Foundation Trust, UK

#### J5

Neuro

#### AI and imaging

Chair: Rizwan Malik, Consultant Radiologist, Royal Bolton Hospital, UK  
**AI and imaging** - Stavros Stivaros, Clinical Senior Lecturer, The University of Manchester, UK

#### J6

Service delivery

#### Evolution or revolution: The radiology reporting workforce

Chair: Maryann Hardy, Professor of Radiography & Imaging Practice Research, Faculty of Health Studies, University of Bradford, UK  
**Developing and integrated reporting team, a decade's experience** - Beverly Snaith, Consultant Radiographer, Mid Yorkshire Hospitals NHS Trust/ University of Bradford, UK and Nicholas Spencer, Consultant Radiologist, Mid Yorkshire Hospitals NHS Trust, UK  
**Shaping standards for the future reporting team** - Charlotte Beardmore, Director of Professional Policy, The Society and College of Radiographers, UK and Andrew Smethurst, Medical Director, Professional Practice, Clinical Radiology, The Royal College of Radiologists, UK  
**Followed by discussion**

Congress programme - Wednesday 4 July

**J6**  
Service delivery

*continued*  
Overview of session: Ability to meet growing service needs, coupled with the need for a flexible workforce for the future, means that radiology services must seek solutions which both increase capacity, and recruit and retain the best workforce. This session will present delegates with one Trust's experience and perspective of embracing skill-mix and radiographer advanced practice. Current initiatives by RCR and SOR will be shared, and a lively plenary discussion will be anticipated.

**J7**  
Imaging technologies

**Access to molecular radiotherapy**  
Chair: Heather Williams, Principal Medical Physicist, Christie NHS Foundation Trust, UK  
**Current access to dosimetry and therapy** - Jill Tipping, Medical Physicist, The Christie NHS Foundation Trust, UK  
**Emerging therapies and their availability** - Prakash Manoharan, Consultant Radiologist and Nuclear Medicine Physician, The Christie NHS Foundation Trust, UK  
**Panel discussion and questions**  
Overview of session: MRT is a growing area, with several new therapies for new applications coming into clinical use in recent years. But how easy is it for patients to access these therapies? This session discusses current and emerging MRT and its availability.

**J8**  
RPS

**Implementing IRMER18**  
Chair: Graham Hart, RPA/LPA, Your RPA, UK  
**IRMER2018 - What the regulator expects** - Rachel Ward, Clinical Specialist Inspector, Care Quality Commission, UK  
**Challenges in the implementation of IRMER18** - Toni Hall, Radiology Services Manager, Royal Devon and Exeter NHS Foundation Trust, UK  
**Discussion**  
Overview of session: The aim of the sessions is to examine the practical implementation of IRMER18 from both the Regulator's and healthcare professional's perspectives.

**J9**  
Research

**Practical research tips: Common hurdles and how to climb over them**  
Chair: Fiona Mellor, Post-Doctoral Research Fellow, London South Bank University, UK  
**Costing your research: The hidden costs you need to consider** - Emily McDougal, Research Delivery Manager (Acting) and Lead Research Nurse, NIHR Clinical Research Network GCP, UK and Chris Rhymes, Lead Nurse, Yorkshire and Humber, NIHR Clinical Research Network, UK  
**Health Research Authority approval processes: Tips for successfully gaining your approval** - Chris Cannaby, Head of Assessment & Assurance, Health Research Authority, UK  
**Clinical Research Network portfolio adoption for your study: what are the advantages and how do you get it?** - Emily McDougal, Research Delivery Manager (Acting) and Lead Research Nurse, NIHR Clinical Research Network GCP, UK and Chris Rhymes, Lead Nurse, Yorkshire and Humber, NIHR Clinical Research Network, UK  
**Active research participation and monitoring: Why investment in a research radiographer could be a real money spinner** - Beverly Snaith, Consultant Radiographer, Mid Yorkshire Hospitals NHS Trust/University of Bradford, UK

**J10**  
Proffered papers

**Head and neck & neuro proffered papers**  
Chair: TBC  
**High-resolution ultrasound of the larynx: Imaging technique, normal anatomy and spectrum of disease** - Ziyad Saloojee, University College London Hospitals NHS Foundation Trust, UK  
**Orbital ultrasound: The good, the bad and the ugly** - Lydia Guthrie, SpR, Cwm Taf University Health Board, UK  
**The evaluation and further investigation of thyroid nodules in accordance with the British Thyroid Association guidelines** - Veena Vishwanath, ST3 Radiology Registrar, Central Manchester Foundation NHS Trust, UK  
**Ultrasound-guided core biopsy as a preferred diagnostic technique for lymphoma - experience from a specialist centre** - Ziyad Saloojee, University College London Hospitals NHS Foundation Trust, UK

**J10**  
Proffered papers

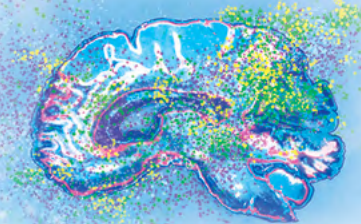
*continued*  
**Learning from error in neuroradiology** - Muhammad Yaman Adi, Radiology Registrar, Plymouth Hospitals NHS Trust, UK  
**Imaging on time, when 'time is brain': A case study and image series outlining rapid and safe mechanical thrombectomy in hyperacute stroke** - Ganeshan Ramsamy, University Hospitals Birmingham NHS Foundation Trust, UK  
**The mysterious cavern: Normal cross-sectional imaging appearances of the cavernous sinus** - Hannah Marsh, ST4 Radiology, North Bristol NHS Trust, UK  
**South West survey on the use of MRI for cholesteatoma follow up** - Anthony George, Radiology Consultant, Torbay and South Devon NHS Trust, UK

12.50 – 14.00 EXHIBITION SESSION

**Exhibition lecture**

**You want it...but how might you get it? Insights into business case options**  
Chair: Andrea Brammer, Risk Manager and Paediatric Radiographer, Manchester University NHS Foundation Trust  
**The push for joint procurement: Getting more bang for your buck!** - Pam Black, (ROC board), Head of Radiology, Wirral University Teaching Hospital, UK  
**How to convince the hospital executive team and Director of Finance to part with their money!** - Matthew Horner, Director of Finance, Bradford Teaching Hospitals NHS Foundation Trust, UK  
**Tips for business cases** - Clive Kay, CEO, Bradford Teaching Hospitals Trust, UK  
**An alternative approach to funding and delivering capital equipment replacement** - Jason Long, Business Development Director, Althea UK and Ireland Ltd, UK  
**Discussion**

From 12.40 **Lunch, exhibition and education on the stands**



## Congress programme - Wednesday 4 July

### 13.00 – 13.50 SOCIETY KEYNOTE LECTURES

#### COR - Welbeck Memorial Lecture

*Penny Owens, Radiology Manager, Derby Teaching Hospitals NHS Foundation Trust, UK*

#### IPEM - Douglas Lea Lecture

*Kevin Prise, Professor of Radiation Biology, Centre for Cancer Research & Cell Biology, Queen's University Belfast, UK*

### Afternoon sessions K:

14.10 – 15.30

**K1**

UKRO

#### Closing plenary session

**Stereotactic Ablative Radiotherapy for metastatic cancers: New standard, or false hope?** - *David Palma, Radiation Oncologist/OICR Clinician-Scientist, London Health Sciences Centre, London, Canada, UK*  
**SABR for Oligoprogressive disease - helping systemic therapy go the extra mile...** - *Daniel Gomez, Department of Radiation Oncology, Division of Radiation Oncology, The University of Texas MD Anderson Cancer Center, USA*

**K2**

MSK

#### The future of MSK radiology

*Chair: David Silver, President of British Society of Skeletal Radiologists and Consultant MSK Radiologist, Devon, UK*

**Training in MSK radiology** - *Danoob Dalili, Radiology Specialist Registrar, Imperial College Healthcare NHS Trust, UK*

**Evolving technologies in MSK** - *Amanda Isaac, Consultant Musculoskeletal Radiologist, Guy's & St Thomas' Hospitals NHS Foundation Trust, UK*

**Coding of procedures in MSK** - *Andrew Carne, CIO and Consultant MSK Radiologist, Royal Surrey County Hospital, Guildford, UK*

**MSK Radiology by Allied health professionals et al** - *Phil O'Connor, Consultant Musculoskeletal Radiologist and Director of NIHR Leeds Musculoskeletal Biomedical Imaging Unit, Leeds Teaching Hospitals, UK*

**Overview of session:** A look at where MSK radiology is heading, chaired by the President of the BSSR, and considering a broad aspect of factors that will affect how this sub-specialty evolves.

**K3**

Proffered papers

#### Education and development proffered papers

*Chair: TBC*

**Detecting and reporting domestic abuse of the elderly: Mapping the concerns of experienced radiographers** - *Paul Miller, University of Cumbria, UK*  
**A comparison of diagnostic accuracy of parallel imaging versus conventional imaging in MRI practice: A systematic review** - *John Paul Sahibbil, InHealth, UK*

**Transition from assistant practitioner to radiographer** - *Emma Murdock, Radiographer, Hull & East Yorkshire Hospitals NHS Trust, UK*

**The impact of a near-peer radiology teaching course on medical students' confidence at image interpretation and presentation at a district general hospital** - *Ruhaid Khurram, Medical Undergraduate, Barts and The London School of Medicine and Dentistry, Queen Mary University of London, UK*

**Ensuring accuracy in diagnostic image interpretation: A new programme of peer review for plain film reporting radiographers** - *Nicholas Barlow, Advanced Practitioner Radiographer, Mid Yorkshire NHS Trust*

**Evaluation of shared teaching across MSC Pre-Registration and BSc (Hons) radiography students** - *Alexandra Partner, Deputy Head of Diagnostic Imaging, University of Derby, UK*

**A clinical academy for radiographer reporting - The trainee's perspective** - *Scott Raine, Senior Radiographer, North Lincolnshire and Goole Foundation Trust, UK*

**Supporting newly qualified radiographers: Are we getting it right?** - *Jane Harvey-Lloyd, Associate Professor in Diagnostic Radiography, University of Suffolk, UK*

**K4**

Molecular imaging

#### Molecular imaging

*Chair: Kamna Mehta, Consultant Radiologist, Lancashire Teaching Hospitals NHS Foundation Trust, UK*

**Imaging infection with SPECT-CT** - *John Buscombe, Associate Lecturer, University of Cambridge, UK*

**Multimodal imaging in head and neck cancers** - *Sriram Vaidyanathan, Consultant Radiologist, Leeds Teaching Hospitals NHS Trust, UK*

**NM in dementia** - *John Cain, Royal Preston Hospital, UK*

**Parathyroid imaging/NM interesting cases** - *Ki Yap, Consultant Radiologist, Northampton General Hospital NHS Trust, UK*

**K5**

Neuro

#### Neuro OsiriX

*Brynmor Jones, Consultant Neuroradiologist, Imperial College Healthcare NHS Trust, UK*

**K6**

BAMRR

#### BAMRR session - Contemporary practice in MRI

*Chair: Janine Sparkes, Past President, BAMRR, UK and Lisa McBain, General Secretary, BAMRR, UK*

**Magnetic resonance imaging of coeliac disease** - *Carolyn Costigan, Principle Research Radiographer, Nottingham University Hospitals NHS Trust, UK*

**MRI imaging of fetal and post mortem cases** - *Rachel Watt, Lead MRI Superintendent, NHS Grampian, UK*

**MR artefact catchphrase** - *Martin Graves, Affiliated Lecturer, University of Cambridge School of Clinical Medicine, UK*

**K7**

Informatics

#### Making data work for you

*Chair: Rizwan Malik, Consultant Radiologist, Royal Bolton Hospital, UK*

**Dose management systems for optimisation and other benefits** - *Matthew Dunn, Head of Radiology Physics, Medical Physics and Clinical Engineering, Nottingham University Hospitals NHS Trust, UK*

**Understanding how GDPR will impact the data protection landscape for healthcare in the UK** - *Mariel Irvine, Solicitor, London*

**Open data** - *Julian Tait, Open Data Manchester, UK*

**"How big data is currently helping medical practice and innovation"** - *Rebecca Pope, Senior Data Scientist, KPMG, UK*

**Overview of session:** In this session we look to explore different facets of Data Usage and management from its governance to examples of how data analytics promotes better working.

15.30

Close of congress

# THE UK RADIOLOGICAL CONGRESS AND RADIATION ONCOLOGY CONGRESS

Register before **Monday 23 April 2018** for discounted earlybird rates



## Joint congress programme committees

**Bobby Agrawal**, *Cardiac, UKRC Programme Committee, UK*

**Angela Baker**, *President, UKRO, UK*

**Andy Beavis**, *UKRO Programme Committee, UK*

**Nishat Bharwani**, *Obstetrics & Gynaecology, UKRC Programme Committee, UK*

**Andrea Brammer**, *Paediatrics, UKRC Programme Committee, UK*

**Andrew Carne**, *MSK Vice President, UKRC Programme Committee, UK*

**Steven Cheung**, *Imaging Technologies and Informatics, UKRC Programme Committee, UK*

**John Curtis**, *OsiriX Lead, UKRC Programme Committee, UK*

**Elizabeth Dick**, *MSK - Emergency, UKRC Programme Committee, UK*

**Jeanette Dickson**, *UKRO Programme Committee, UK*

**Matt Dunn**, *Imaging Technologies and Informatics Vice President, UKRC Programme Committee, UK*

**Kevin Franks**, *UKRO Programme Committee, UK*

**David Gay**, *MSK - Ultrasound, UKRC Programme Committee, UK*

**Viv Gibbs**, *Education and Research Vice President, UKRC Programme Committee, UK*

**Stuart Green**, *UKRO Programme Committee, UK*

**Gerry Hanna**, *UKRO Programme Committee, UK*

**Maryann Hardy**, *Past President, UKRC Programme Committee, UK*

**Graham Hart**, *Imaging Technologies and Informatics, UKRC Programme Committee, UK*

**Alex Horton**, *MSK - Intervention, UKRC Programme Committee, UK*

**Julian Kabala**, *President, UKRC, UK*

**John Kotre**, *Imaging Technologies and Informatics, UKRC Programme Committee, UK*

**Rizwan Malik**, *Imaging Technologies and Informatics, UKRC Programme Committee, UK*

**Helen McNair**, *UKRO Programme Committee, UK*

**Kamna Mehta**, *Molecular Imaging, UKRC Programme Committee, UK*

**Samantha Negus**, *Paediatrics, UKRC Programme Committee, UK*

**Caroline Parkin**, *Education and Research, UKRC Programme Committee, UK*

**Amit Patel**, *Uroradiology, UKRC Programme Committee, UK*

**Maneesh Patel**, *Neuroradiology, UKRC Programme Committee, UK*

**Laurie Ramsay**, *MSK - Trauma, UKRC Programme Committee, UK*

**Mary Roddie**, *MSK - Chest and Lung, UKRC Programme Committee, UK*

**Rhian Rhys**, *Head and Neck, UKRC Programme Committee, UK*

**Vikas Shah**, *Clinical Vice President, UKRC Programme Committee, UK*

**Nicholas Spencer**, *Service Innovation and Optimisation Vice President, UKRC Programme Committee, UK*

**Janice St John Matthews**, *Education and Research, UKRC Programme Committee, UK*

**Tamara Suaris**, *Breast, UKRC Programme Committee, UK*

**Jana Suntharanathan**, *Education and Research, UKRC Programme Committee, UK*

**Katherine van Ree**, *GI and Hepatobiliary, UKRC Programme Committee, UK*

**Heather Williams**, *Imaging Technologies and Informatics, UKRC Programme Committee, UK*

**Nick Woznitza**, *Clinical Vice President, UKRC Programme Committee, UK*

## The British Institute of Radiology

The British Institute of Radiology is the international membership organisation for everyone working in imaging, radiation oncology and the underlying sciences.

We aim to:

- Support the work of our members and their colleagues to achieve professional excellence
- Provide continuing professional development for our multidisciplinary community
- Publish cutting edge research for our authors and readers across the world
- Influence and connect with the wider professional sector



## The College of Radiographers

The College of Radiographers is the charitable and educational subsidiary of the Society of Radiographers, the chosen membership body for over 28,000 radiographers and other professionals in clinical imaging, radiation therapy and oncology. In addition the Society has over 2,000 student members. It provides, through monthly subscription, a full range of services, including professional indemnity insurance, professional and employment advice and support and workplace representation. The College of Radiographers exists for public benefit, with objects directed towards education, research and related activities. An important part of the College's strategy is engaging with and listening to patients. A major initiative to support research in radiography is the College of Radiographers Industry Partnership Scheme (CoRIPS), which currently has 31 partners. The Society and College work towards raising standards across the spectrum of clinical imaging, radiotherapy, oncology practice and education, and the College provides a comprehensive approval and accreditation programme for all pre and post-registration education provision, as well the accreditation of individual practitioners. Technical and professional guidance, a comprehensive website, publications, journals (including the internationally acclaimed peer reviewed journal Radiography), seminars and conferences are examples of just some of the benefits available to our members.




## The Institute of Physics and Engineering in Medicine

The Institute of Physics and Engineering in Medicine (IPEM) is a professional association with around 4,300 members who are physicists, engineers and technologists working with applications of physics and engineering applied to medicine and biology. Our members work in hospitals, academia and industry, and IPEM has a unique role in linking the three areas.

As a charity, IPEM's aim is to advance the application of physics and engineering to medicine for the public benefit and to advance public education in this field. We do so by supporting and publishing research, and supporting the dissemination of knowledge and innovation through project funding and scientific meetings; and by setting standards for education, training and continuing professional development for healthcare scientists and clinical engineers. We also produce information for the public about the role of physicists and engineers in their healthcare services. Benefits of membership include a free CPD scheme, discounts on journals, reports and conference fees, bursaries and prizes, access to job vacancies, and a wide support network at every stage of career progression.

Email: [office@ipem.ac.uk](mailto:office@ipem.ac.uk) Telephone: 01904 610821 Website: [www.ipem.ac.uk](http://www.ipem.ac.uk)



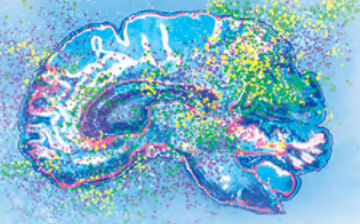
## Congress organisers

**Profile Productions Ltd**

Boston House, 69 – 75 Boston Manor Road, Brentford, Middlesex TW8 9JJ.

Tel: +44(0)20 3725 5840 Fax: +44(0)844 507 0578 Email: [jointcongress@profileproductions.co.uk](mailto:jointcongress@profileproductions.co.uk)





## Social and networking events

### Monday 2 July

#### Welcome reception

The welcome reception will be held within the exhibition. Free for all to attend, delegates are encouraged to take this excellent opportunity to meet with exhibitors, society representatives and colleagues.

**Time:** 17.15-18.15  
**Free for all to attend**

#### Cavern club

Join colleagues for a drink and a dance to a private Beatles tribute band at the famous Cavern Club. This is an ideal opportunity to relax and network with colleagues and enjoy some music and entertainment.

**Time:** 21.00-01:00  
**Dress code:** Smart/Casual  
**Tickets:** Delegates £15 (Price includes VAT @ 20%)



### Tuesday 3 July

#### AXREM dinner



#### Partners



The congress dinner will be held at St George's Hall, widely regarded as one of the finest neo-classical buildings in the world and a Grade I listed building.

The congress dinner is organised and hosted by AXREM and will provide a fantastic opportunity to, relax and have fun with other delegates and industry partners. The theme this year is 'Venetian Masquerade'. Tickets include a drinks reception, three course dinner with wine and, back by popular demand, the RPJ Band. Early booking is advised to avoid disappointment.



**Time:** 19:30-00:00  
**Theme:** Venetian Masquerade  
**Dress code:** Cocktail dresses and lounge suits  
**Tickets:** Delegates £45  
Exhibitors AXREM member: £200 per person  
Non AXREM member: £220 per person  
(All prices includes VAT @ 20%)

#### Joint congress summer social

The joint congress is hosting an informal networking event which includes a welcome drink and an informal supper, followed by music, at Revolution de Cuba.

**Time:** 19:30-01:00  
**Dress code:** Smart  
**Tickets:** Delegates £30 (Price includes VAT @ 20%)

## Registration fees

### What's included?

Registration fees include VAT at the prevailing rate, complimentary refreshments, lunch (on the days you are attending) and congress materials. If you are attending the exhibition only, they do not include lunch and congress materials.

### Group booking discount:

If you have five or more delegates attending from the same department, a 10% discount on the same category fee is applicable. Please return all forms for the delegates and discount will be removed at point of registration. Only one invoice can be raised.

**Please contact us for further details.**

### NHS Flexi ticket:

We are pleased to continue the cost-saving NHS flexible ticket. This full congress ticket allows up to three delegates from the same NHS department to register for UKRCO and share the ticket. Only one person can attend at any one time but the other delegates can attend on different days or even for different sessions. This could save your department as much as £850, whilst also ensuring that nobody misses the sessions that are important to them.

### Delegate fee categories:

**A: Consultants and senior managers**

**B: Other medical/scientific staff and medical trainees**

**C: Radiographers, nurses, AHPs support staff, radiology trainees & FY1/2 doctors**

**D: Full time students, retired delegates and individuals on bursaries**

**E: NHS Flexible Ticket**

### Delegate prices

Cat.	Duration	Early-bird Before 23 April	Standard 24 April – 30 June	Last minute 01 July onwards
A	<b>Full congress</b>	£420	£470	£490
A	<b>2 days</b>	£355	£389	£409
A	<b>1 day</b>	£190	£225	£245
B	<b>Full congress</b>	£310	£342	£362
B	<b>2 days</b>	£270	£299	£319
B	<b>1 day</b>	£145	£160	£180
C	<b>Full Congress</b>	£260	£285	£305
C	<b>2 days</b>	£199	£218	£238
C	<b>1 day</b>	£123	£135	£155
D	<b>Full congress</b>	£95	£97	£117
D	<b>2 days</b>	£80	£85	£105
D	<b>1 day</b>	£52	£55	£75
E	<b>NHS Flexible Ticket</b>	£445	£495	



**Phone us:** 020 3725 5840



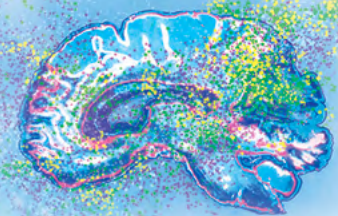
**Visit us:** [www.ukrco.org.uk](http://www.ukrco.org.uk)



**Email us:** [jointcongress@profileproductions.co.uk](mailto:jointcongress@profileproductions.co.uk)



**Social media:** #UKRCO2018



## NEW for 2018

### Dedicated theme days

The committee and industry partners have designed a theme for each day to run in the exhibition and to reflect in some sessions.

#### UKRC

Monday 2 July 2018 – PACS managers day

Wednesday 4 July 2018 – Asset management day

#### UKRO

Monday 2 July 2018 – Patient day

Tuesday 3 July 2018 – Radiotherapy service delivery day

Wednesday 4 July 2018 – Radiotherapy innovations day

### HOW

This year we have many hands on workshops (HOW) taking place including OsiriX, Tomography and practical sessions all detailed within the programme.

### Health programme

#### Guided walks

We are pleased to offer guided walking tours on Monday 2 July! Make sure you add the tour to your booking when you register as places are limited. Enthusiastic guides will take you around the city, seeing all the key sites including the Beatles, Albert Dock and Liverpool Cathedrals.

#### Pedometer challenge

How many steps do you walk in a day? As part of our healthy living initiative, UKRCO is offering a prize on each day of the congress for the delegate that walks the most steps in one day. Further details will be provided leading up to the congress.

#### Run, jog and walk along the docks

Meet with colleagues and either run, jog or walk the 5-kilometre course along the docks.

Delegates will be required to sign a disclaimer before the activity. Further details will be provided leading up to the congress.

#### Yoga

UKRCO is offering delegates free yoga classes in the morning on the terrace. Further details will be provided leading up to the congress.

## Venue



### Getting to Liverpool

Liverpool is well served by rail, air and road networks. Trains run hourly from London Euston Station to Liverpool Lime Street, taking just over two hours. Links from all other UK cities also run into Liverpool Lime Street. Liverpool John Lennon Airport offers links to most major European and international cities and is approximately 20 minutes away from the venue by car.

### Venue information

The ACC Liverpool is a uniquely flexible venue. It houses the award-winning BT Convention Centre with facilities including a 1,350 seat auditorium, 18 breakout rooms and 7000m<sup>2</sup> of exhibition space. The venue sits at the heart of the city on Kings Waterfront, alongside the Grade I listed Albert Dock and adjacent to the World Heritage site at Pier Head. ACC Liverpool is also one of the most sustainable venues in Europe.

**For further information please visit**  
[www.accliverpool.com](http://www.accliverpool.com)

### Accommodation

Liverpool offers a wide range of accommodation to suit all budgets and requirements with two hotels onsite and over 2,000 bedrooms within 15 minutes walk. Hotel reservations are being handled through our specialist accommodation agency, Reservation Highway which has negotiated special rates for the duration of the event.

#### Book online:

[www.reservation-highway.co.uk/roc18](http://www.reservation-highway.co.uk/roc18)

**Call:** +44 (0)1423 525599

**Email:** [admin@reservation-highway.co.uk](mailto:admin@reservation-highway.co.uk)

