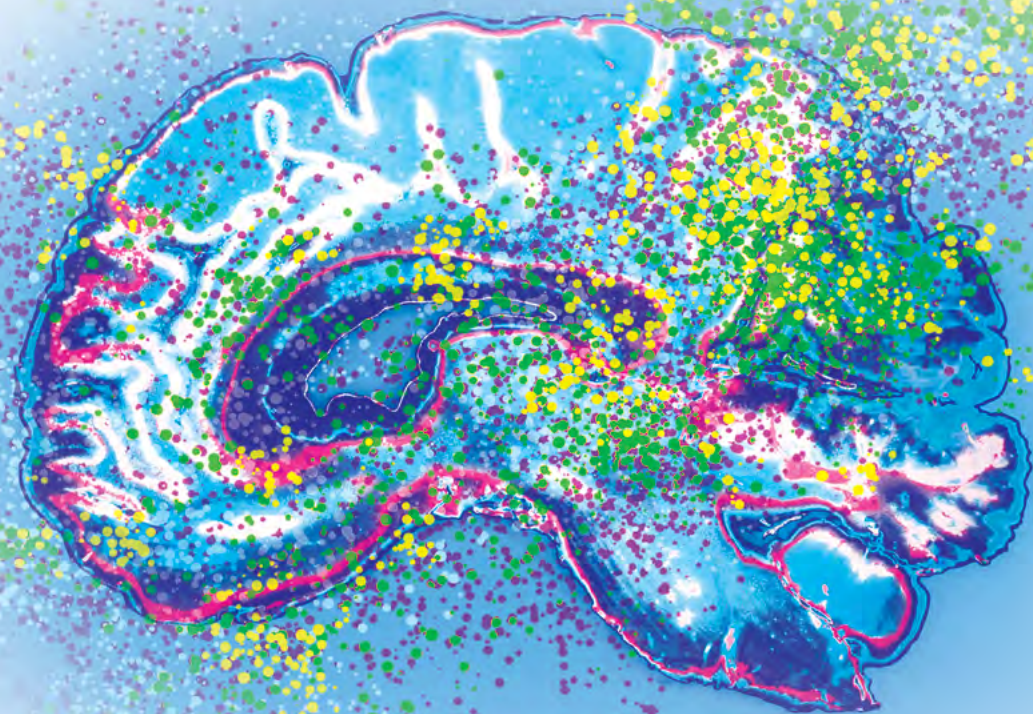




THE UK RADIATION ONCOLOGY CONGRESS 2018



Disease and diversity

2-4 July 2018

ACC and ECL Liverpool

Register before **Monday 23 April 2018**
for discounted earlybird rates

Delegate
information

 #UKRCO2018



The British Institute of Radiology,
The College of Radiographers and
The Institute of Physics & Engineering in Medicine

Presidents' welcome



Welcome to UKRCO 2018. This will be the the 3rd integrated UKRC and UKRO. It will be the largest multidisciplinary congress worldwide, showcasing the knowledge, skills and contribution of all professional groups and industry within diagnostic imaging and radiation oncology.

The UKRC and UKRO organising committees have developed a comprehensive and challenging scientific and educational programme with a particular focus on the theme of this year's congress, 'Disease and Diversity'.

There is a wide range of sessions and formats including didactic lectures from speakers recognised as experts in their fields (from within the UK, Europe and International), interactive presentations with voting opportunities, OsiriX workstation sessions and live hands on demonstrations with ultrasound.

The sessions have been designed to inform, stimulate and educate in the widest sense to disciplines and levels of skills and experience. They include general and specialist topics as well as sessions aimed towards trainees and even younger, with local school pupils joining us during the morning of the second day, with a view to encouraging the next generation of health care professionals.

In keeping with the commitment of the congress to look at health care in the context of developments (both technological and human) in the wider world, there is a plenary session on each day where high profile invited speakers address current topics: *Extreme disaster response* and *Imaging in a war zone* (Monday); *Too sensitive for science? Demolition of stereotypes* (Tuesday) and the plenary debate on *Knowledge: How much is too much?* (Wednesday).

A large and important component of the congress is the continued development of links with industry partners who are supporting the largest comprehensive exhibition in the UK and opportunities to engage with technology advances in the exhibition demo zone. In addition, our industry partners are supporting an open learning programme in the exhibition hall with a different theme each day: Monday - Health informatics; Tuesday - Advances in clinical technology and Wednesday - Asset management.

As ever there is a diverse social programme which commences in the exhibition hall with a welcome reception (drinks and nibbles – free to all delegates and day visitors) on Monday evening to meet other delegates, catch up with old friends, make new contacts and explore the future of imaging with our exhibitors.

This joint congress of UKRC and UKRO represents co-operation and the utilisation of a vast body of data in diagnostic imaging and radiation oncology across professional disciplines and industry. The huge efforts of everyone involved in developing, sponsoring, organising and supporting the event needs to be recognised.

On behalf of everyone, we hope you have a wonderful congress!

Julian Kabala, *Congress President, UKRC 2018*

Angela Baker, *Congress President, UKRO 2018*

Programme speakers include:

Anthony Zietman, *Radiation Oncologist, Massachusetts General Hospital, USA*

Chris Pointon, *Co-founder & Global Campaign Ambassador, hellomynameis.org.uk, UK*

James Titcombe OBE, *Patient Safety Specialist, UK*

Jane Maher, *Chief Medical Officer, Macmillan Cancer Support, UK*

David Palma, *Radiation Oncologist/OICR Clinician-Scientist, London Health Sciences Centre, London, Canada*

NEW for 2018

Dedicated theme days

The committee and industry partners have designed a theme for each day to run in the exhibition and to reflect in some sessions.

UKRO

Monday 2 July 2018

Patient day

Tuesday 3 July 2018

Radiotherapy service delivery day

Wednesday 4 July 2018

Radiotherapy innovations day

HOW

This year we have many hands on workshops (HOW) taking place including OsiriX, Tomography and practical sessions all detailed within the programme.

Health programme

Guided walks

We are pleased to offer guided walking tours on Monday 2 July! Make sure you add the tour to your booking when you register as places are limited. Enthusiastic guides will take you around the city, seeing all the key sites including the Beatles, Albert Dock and Liverpool Cathedrals.

Pedometer challenge

How many steps do you walk in a day? As part of our healthy living initiative, UKRCO is offering a prize on each day of the congress for the delegate that walks the most steps in one day. Further details will be provided leading up to the congress.

Run, jog and walk along the docks

Meet with colleagues and either run, jog or walk the 5-kilometre course along the docks.

Delegates will be required to sign a disclaimer before the activity. Further details will be provided leading up to the congress.

Yoga

UKRCO is offering delegates free yoga classes in the morning on the terrace. Further details will be provided leading up to the congress.

Exhibition

The exhibition

With over 100 exhibition stands, including the top companies in the industry, this is the largest joint clinical imaging exhibition in the UK. It provides a wealth of information for a multi-disciplinary audience, a great opportunity to network, learn of all the latest developments and source relevant product information and technical updates. The trade exhibition is complimented by a large poster display, consoles to view ePosters, access the internet, together with a programme of CPD Now on the stands.

A directory of exhibitors will be available within the congress handbook to help you identify organisations you wish to engage with. Delegates for both events are invited to visit all exhibition stands. Following the success of 2017, we have the demo zone within the exhibition showcasing product demonstrations, product launches, tips and techniques, research and other innovations.

Education on the stands



This popular initiative provides delegates and exhibition visitors with an opportunity to gain an insight into the latest technologies and methods. Exhibition day visitors will be able to attend CPD Now accredited 'education on the stands' presentations from industry partners. The education on the stands programme will be released nearer to the event, so do check the website and app for up-to-date information.

Exhibition lecture theatre, demo zones and eponymous lectures

The exhibition lecture theatre, demo zones and eponymous lectures are open to all delegates, including exhibition day visitors, providing an opportunity to get updates. The programme will be subject to change with additional sessions to come – please check the website and congress app for up-to-date details.

Radiopaedia case contest

Throughout the congress, the Radiopaedia case contest is open to all delegates. Challenge yourself on any of the 6 concurrent case streams with a chance to win prizes. For each stream, the person with the best set of answers will win free entry to UKRCO 2019 and an all-access pass to Radiopaedia's online courses. In addition, Medica are sponsoring an overall prize of an iPad for the person with the best answers across all the streams. Once again, the contest is also open to participants not attending the conference to compete online, with 6 all-access passes up for grabs.

Giant touchscreen table

Located in the exhibition hall, these sessions will focus on medical education using clinical case studies and demonstrate the role of the table in the Multi-Disciplinary Team setting. Places are limited with a mixture of beginner and advanced sessions.



Mobile app

The mobile app will have an interactive floor plan, integrated social media in addition to up-to-date programme information, speaker biographies, exhibitor and sponsor information, general information and poster abstracts, all easily navigable. Further information will be sent soon.



Poster displays

There will be a display of nearly 300 posters from a variety of disciplines for both UKRC and UKRO. This vast source of latest information will demonstrate cutting edge research, service innovations, results of local intervention schemes and much more. Poster tours of award winning posters will be organised during the congress breaks.



ePosters

In addition to the paper posters there will be a large number of ePosters which can be accessed on site through a number of computer consoles, or viewed at leisure after the event through the website or even on your phone. Different ePosters will be featured daily.





Congress programme - Monday 2 July

<p>08.30 – 09.50</p> <p>A1</p> <p>UKRO</p>	<p>UKRO opening session</p> <p>Chair: <i>Angela Baker, President, UKRO, UK</i></p> <p>Choosing the right treatment for the right patient at the right time - <i>Anthony Zietman, Radiation Oncologist, Massachusetts General Hospital, USA</i></p> <p>The #hellomynameis story - through adversity comes legacy - <i>Chris Pointon, Co-founder & Global Campaign Ambassador, hellomynameis.org.uk, UK</i></p>	<p>14.10 – 15.40</p> <p>C10</p> <p>UKRO</p> <p>Knowledge based planning</p>	<p>The needs of contemporary knowledge based planning</p> <p>Overview and update - <i>Andy Beavis, Consultant Medical Physicist and Head of Radiation Physics, Hull and East Yorkshire NHS Hospitals Trust, UK</i></p> <p>Managing motion with 4D imaging - <i>Martin Menten, PhD Student, The Institute of Cancer Research and The Royal Marsden NHS Foundation Trust, London, UK</i></p> <p>Proffered papers</p> <p>Automated prostate radiotherapy scripting - a step towards quality improvement - <i>Clara Namelo, SPR Clinical Oncology, South West Wales Cancer Centre, UK</i></p> <p>The first UK survey of doses from radiotherapy treatment planning CT scans for adult patients - <i>Anne Davis, Clinical Scientist, Portsmouth Hospitals NHS Trust, UK</i></p> <p>The introduction of dedicated planning MR-CT fusion for radical radiotherapy of prostate cancer - <i>Ciara Lyons, Consultant Oncologist, North West Cancer Centre, Altnagelvin Area Hospital, UK</i></p>
<p>11.30 – 13.20</p> <p>B1</p> <p>UKRO</p>	<p>Immunotherapy and radiotherapy combinations</p> <p>Cancer immunotherapy for beginners - the rationale for RT and immunotherapy combinations - <i>John Conibear, Consultant Oncologist, St. Bartholomew's Hospital, UK</i></p> <p>RT and immunotherapy trials a European perspective - <i>Philippe Lambin, Clinician and Radiation Oncologist, Maastricht University, The Netherlands</i></p> <p>RT and immunotherapy trials - the UK portfolio - <i>Fiona McDonald, Consultant Clinical Oncologist, The Royal Marsden NHS Foundation Trust, UK</i></p>	<p>15.50 – 17.20</p> <p>D1</p> <p>UKRO</p>	<p>Patient safety in radiotherapy</p> <p>Radiotherapy errors and near misses – new and updated taxonomies, causative factors and safety barriers - <i>Helen Best, Senior Clinical Radiotherapy Officer, Public Health England, UK</i></p> <p>How the IAEA are tackling global challenges - <i>Rajiv Prasad, Radiation Oncologist, International Atomic Energy Agency, Austria</i></p> <p>Assurance is never enough - <i>James Titcombe OBE, Patient Safety Specialist, UK</i></p>
<p>13.10 – 14.10</p> <p>Varian Medical systems</p> <p></p>	<p>Varian Medical systems symposia</p>	<p>15.50 – 17.20</p> <p>D3</p> <p>Joint UKRCO session</p> <p></p>	<p>Respiratory motion management</p> <p>Chair: <i>TBC</i></p> <p>Respiratory motion management issues - <i>Mike Parkes, Senior Lecturer in Applied Physiology, University of Birmingham, UK</i></p> <p>Breath hold techniques in radiotherapy - <i>Marianne Aznar, Medical Physicist, The Christie NHS Foundation Trust, UK</i></p> <p>Overview of cardiac gating as used in diagnostic practice - <i>Bobby Agrawal, Consultant</i></p> <p>Proffered papers</p> <p>A respiratory motion management strategy for both abdominal and thoracic VMAT radiotherapy - <i>Mark Bray-Parry, Medical Physicist, The London Clinic, UK</i></p> <p>Controlling motion in radiotherapy: Rapid shallow ventilation for thoracic targets - <i>Nicholas West, Lead Clinical Scientist, Newcastle upon Tyne Hospitals Trust, UK</i></p>
<p>14.10 – 15.40</p> <p>C1</p> <p>UKRO</p>	<p>Patient and Public Involvement (PPI)</p> <p>PPI, using it properly, patient engagement - <i>Jane Maher, Chief Medical Officer, Macmillan Cancer Support, UK</i></p> <p>How social media research can contribute to improving the care and support of radiotherapy patients - <i>Kim Meeking, Radiotherapy Research Advanced Practitioner, University Hospital Southampton NHS Foundation Trust, UK</i></p> <p>Examples of using PPI to influence and drive change - <i>Dany Bell, Specialist Advisor, Macmillan Treatment and Recovery, UK</i></p> <p>Proffered papers</p> <p>Evaluations on the clinical effectiveness of a bespoke prostate PROMS baseline questionnaire - <i>Gayan Chetiyawardana, Urology Advanced Practitioner, Mount Vernon Cancer Centre, UK</i></p> <p>Turning the corner: A mixed-methods investigation of the radiotherapy information needs of GPs - <i>Kelsey Normand, Senior Therapy Radiographer, NHS Lothian, UK</i></p>		

Tuesday 3 July

08.00 – 09.20

E1

UKRO

Radiotherapy service delivery

RCR outlining and peer review recommendations – how and who? - *Tom Roques, Consultant Clinical Oncologist, Norfolk and Norwich University Hospitals NHS Foundation Trust, UK*

Implications of the new IRMER regulations in radiotherapy - *Úna Findlay, Senior Clinical Radiotherapy Officer, Public Health England, UK*

Unintended exposures in radiotherapy: Over, under and outside - *David Eaton, RTTQA Lead Clinical Scientist, Mount Vernon Hospital & Chair, IPEM Radiotherapy Special Interest Group, UK*

11.20 – 12.40

F1

UKRO

Workforce challenges

Chair: *Paula Horne, Chair, UK Radiotherapy Service Managers, UK*

NHS England's vision for RT recognising the challenges - *Speaker TBC*

Role extensions a manager's perspective - *Angela Francis, Head of Radiotherapy Services, Guy's and St Thomas' NHS Foundation Trust, UK*

Managing to train people - *James Wilson, Consultant Clinical Oncologist, Guy's and St Thomas' NHS Foundation Trust, UK (invited)*

Proffered papers

Development of a consultant radiographer led radical prostate radiotherapy service: an effective use of skills for patient benefit - *Tracey Ellis, Macmillan Consultant Radiographer, Teaching Hospitals NHS Foundation Trust, UK*

Seven day model for Radiation Therapy (SMRT) capacity management at Trillium Health Partners - *Elliot Archer, Senior Project Manager, Oncology, Trillium Health Partners, Canada*

14.00 – 15.20

G1

UKRO

Service re-design and initiatives

Co-design and service development - *Charlotte Weston, Teenage Cancer Trust Lead Nurse, The Royal Marsden NHS Foundation Trust, UK*

RTDS: Current status and future developments - *Catherine Roe, Radiotherapy Dataset (RTDS) Project Lead, National Cancer Registration & Analysis Service, Public Health England, UK*

Radiotherapy peer review: Can we use the clinical trial quality assurance model at local/regional levels? - *Elizabeth Miles, Coordinator National Radiotherapy Trials QA (RTTQA) Group, East and North Hertfordshire NHS Trust, UK*

16.10 – 17.30

H1

UKRO

Radiotherapy board session

Peer review – what's the implication for service providers? - *Tom Roques, Consultant Clinical Oncologist and Clinical Lead for Radiotherapy Norfolk and Norwich University Hospitals NHS Foundation Trust, UK*

Barriers to remote access: Risks, governance and solutions for facilitating IT connectivity in radiotherapy planning - *Andrew J Reilly, Head of Radiotherapy Physics, North West Cancer Centre, UK*

Therapeutic radiographers role - (SABR) treatment and beyond - *Yat Man Tsang, Consultant Radiographer - Specialised Service Delivery, Mount Vernon Cancer Centre, East and North Hertfordshire NHS Trust, UK*

16.10 – 17.30

H6

Joint UKRCO
session



I robot: Ethics and law applied to artificial intelligence

Chair: *Julian Kabala, President, UKRC, UK*

- *Eliot Siegel, Professor and Vice Chair Research Information Systems, University of Maryland School of Medicine and VA Maryland Healthcare System, USA*

- *Daniel Sokol, Barrister, 12 King's Bench Walk, UK*

- *Speaker to be confirmed*

Wednesday 4 July

08.20 – 09.40

I1

UKRO

Adaptive radiotherapy

Update of next generation radiotherapy treatment - *Anthea Cree, Clinical Research Fellow in Adaptive Radiotherapy, The Christie NHS Foundation Trust, UK*

Adaptive RT developments - *Marcel van Herck, Chair in Radiotherapy Physics, The University of Manchester, UK*

Proffered papers

Hybrid I-123 MIBG SPECT/CT - radiotherapy planning CT scanning for neuroblastoma - *Grace Keane, Clinical Scientist, Northern Centre for Cancer Care, UK*

A retrospective analysis of intra-observer offline chosen plan-of-the day compared with online plan selection for gynaecological adaptive radiotherapy treatment - *Claire Duncanson, Macmillan Specialist Gynaecological Radiographer, Beatson West of Scotland Cancer Centre, UK*

Co-relationship between 3D surface imaging system and conventional volumetric registration in radiotherapy pelvis treatment positioning - *Oi-Ching Choi, Cancer Centre London, UK*

Dose painting for prostate cancer with external beam radiotherapy: Factors affecting the feasibility of treatment planning and dose delivery - *Steve Blake, Head of Radiotherapy Physics, University Hospitals Bristol, UK*

UKRO - Trials

UK clinical trials in the spotlight

Chair: *Elizabeth Miles, Coordinator National Radiotherapy Trials QA (RTTQA) Group, East and North Hertfordshire NHS Trust, UK*

Does the size of CTV-PTV margin in dysphagia-optimised intensity modulated radiotherapy (Do-IMRT) affect the quality of plan produced in the DARS head and neck cancer randomised trial? - *Justine Tyler, Principal Radiotherapy Physicist, The Royal Marsden NHS Foundation Trust, UK*

Planning benchmark cases for IMRiS phase II trial: Will different optimisation techniques in bone sarcomas impact on clinical outcomes? - *Rita Simoes, Radiotherapy Radiographer, National Radiotherapy Trials Quality Assurance (RTTQA) Group, UK*

Standardising practice for solitary bone plasmacytoma radiotherapy through the IDRIS (NCT02544308) trial - *Patricia Diez, Clinical Scientist, National Radiotherapy Trials Quality Assurance (RTTQA) Group, Mount Vernon Cancer Centre, UK*

A survey of UK bladder imaging practice: Pre-trial quality assurance for RAIDER phase II trial of adaptive image guided bladder radiotherapy - *Amanda Webster, Therapeutic Radiographer, National Radiotherapy Trials Quality Assurance Group, Mount Vernon Cancer, UK*

11.20 – 12.50

J1

UKRO

Protons

Should all radiotherapy treatments be delivered by proton therapy? - *Anthony Zietman, Radiation Oncologist, Massachusetts General Hospital, USA*

UK update on proton therapy - *Adrian Crellin, Consultant Clinical Oncologist, The Leeds Teaching Hospitals NHS Trust, UK*

14.10 – 15.30

K1

UKRO

Closing plenary session

Stereotactic Ablative Radiotherapy for metastatic cancers: New standard, or false hope? - *David Palma, Radiation Oncologist/OICR Clinician-Scientist, London Health Sciences Centre, London, Canada*

SABR for Oligoprogressive disease - helping systemic therapy go the extra mile... - *Daniel Gomez, Department of Radiation Oncology, Division of Radiation Oncology, The University of Texas MD Anderson Cancer Center, USA*

The British Institute of Radiology

The British Institute of Radiology is the international membership organisation for everyone working in imaging, radiation oncology and the underlying sciences.

We aim to:

- Support the work of our members and their colleagues to achieve professional excellence
- Provide continuing professional development for our multidisciplinary community
- Publish cutting edge research for our authors and readers across the world
- Influence and connect with the wider professional sector



The College of Radiographers

The College of Radiographers is the charitable and educational subsidiary of the Society of Radiographers, the chosen membership body for over 28,000 radiographers and other professionals in clinical imaging, radiation therapy and oncology. In addition the Society has over 2,000 student members.

It provides, through monthly subscription, a full range of services, including professional indemnity insurance, professional and employment advice and support and workplace representation. The College of Radiographers exists for public benefit, with objects directed towards education, research and related activities. An important part of the College's strategy is engaging with and listening to patients. A major initiative to support research in radiography is the College of Radiographers Industry Partnership Scheme (CoRIPS), which currently has 31 partners. The Society and College work towards raising standards across the spectrum of clinical imaging, radiotherapy, oncology practice and education, and the College provides a comprehensive approval and accreditation programme for all pre and post-registration education provision, as well the accreditation of individual practitioners. Technical and professional guidance, a comprehensive website, publications, journals (including the internationally acclaimed peer reviewed journal Radiography), seminars and conferences are examples of just some of the benefits available to our members.




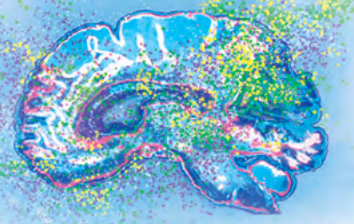
The Institute of Physics and Engineering in Medicine

The Institute of Physics and Engineering in Medicine (IPEM) is a professional association with around 4,300 members who are physicists, engineers and technologists working with applications of physics and engineering applied to medicine and biology. Our members work in hospitals, academia and industry, and IPEM has a unique role in linking the three areas.

As a charity, IPEM's aim is to advance the application of physics and engineering to medicine for the public benefit and to advance public education in this field. We do so by supporting and publishing research, and supporting the dissemination of knowledge and innovation through project funding and scientific meetings; and by setting standards for education, training and continuing professional development for healthcare scientists and clinical engineers. We also produce information for the public about the role of physicists and engineers in their healthcare services. Benefits of membership include a free CPD scheme, discounts on journals, reports and conference fees, bursaries and prizes, access to job vacancies, and a wide support network at every stage of career progression.

Email: office@ipem.ac.uk Telephone: 01904 610821 Website: www.ipem.ac.uk





Social and networking events

Monday 2 July

Welcome reception

The welcome reception will be held within the exhibition. Free for all to attend, delegates are encouraged to take this excellent opportunity to meet with exhibitors, society representatives and colleagues.

Time: 17.15-18.15
Free for all to attend

Cavern club

Join colleagues for a drink and a dance to a private Beatles tribute band at the famous Cavern Club. This is an ideal opportunity to relax and network with colleagues and enjoy some music and entertainment.

Time: 21.00-01:00
Dress code: Smart/Casual
Tickets: Delegates £15 (Price includes VAT @ 20%)



Tuesday 3 July

AXREM dinner



Partners



The congress dinner will be held at St George's Hall, widely regarded as one of the finest neo-classical buildings in the world and a Grade I listed building.

The congress dinner is organised and hosted by AXREM and will provide a fantastic opportunity to, relax and have fun with other delegates and industry partners. The theme this year is 'Venetian Masquerade'. Tickets include a drinks reception, three course dinner with wine and, back by popular demand, the RPJ Band. Early booking is advised to avoid disappointment.



Time: 19:30-00:00
Theme: Venetian Masquerade
Dress code: Cocktail dresses and lounge suits
Tickets: Delegates £45
Exhibitors AXREM member: £200 per person
Non AXREM member: £220 per person
(All prices includes VAT @ 20%)

Congress summer social

The joint congress is hosting an informal networking event which includes a welcome drink and an informal supper, followed by music, at Revolucion de Cuba aimed specifically at UKRO delegates.

Time: 19:30-01:00
Dress code: Smart
Tickets: Delegates £30 (Price includes VAT @ 20%)

Registration fees

What's included?

Registration fees include VAT at the prevailing rate, complimentary refreshments, lunch (on the days you are attending) and congress materials. If you are attending the exhibition only, they do not include lunch and congress materials.

Group booking discount:

If you have five or more delegates attending from the same department, a 10% discount on the same category fee is applicable. Please return all forms for the delegates and discount will be removed at point of registration. Only one invoice can be raised.

Please contact us for further details.

NHS Flexi ticket:

We are pleased to continue the cost-saving NHS flexible ticket. This full congress ticket allows up to three delegates from the same NHS department to register for UKRCO and share the ticket. Only one person can attend at any one time but the other delegates can attend on different days or even for different sessions. This could save your department as much as £850, whilst also ensuring that nobody misses the sessions that are important to them.

Delegate fee categories:

A: Consultants and senior managers

B: Other medical/scientific staff and medical trainees

C: Radiographers, nurses, AHPs support staff, radiology trainees & FY1/2 doctors

D: Full time students, retired delegates and individuals on bursaries

E: NHS Flexible Ticket

Delegate prices

Cat.	Duration	Early-bird Before 23 April	Standard 24 April – 30 June	Last minute 01 July onwards
A	Full congress	£420	£470	£490
A	2 days	£355	£389	£409
A	1 day	£190	£225	£245
B	Full congress	£310	£342	£362
B	2 days	£270	£299	£319
B	1 day	£145	£160	£180
C	Full Congress	£260	£285	£305
C	2 days	£199	£218	£238
C	1 day	£123	£135	£155
D	Full congress	£95	£97	£117
D	2 days	£80	£85	£105
D	1 day	£52	£55	£75
E	NHS Flexible Ticket	£445	£495	



Phone us: 020 3725 5840



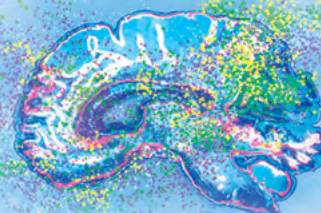
Visit us: www.ukrco.org.uk



Email us: jointcongress@profileproductions.co.uk



Social media: #UKRCO2018



Venue



Getting to Liverpool

Liverpool is well served by rail, air and road networks. Trains run hourly from London Euston Station to Liverpool Lime Street, taking just over two hours. Links from all other UK cities also run into Liverpool Lime Street. Liverpool John Lennon Airport offers links to most major European and international cities and is approximately 20 minutes away from the venue by car.

Venue information

The ACC Liverpool is a uniquely flexible venue. It houses the award-winning BT Convention Centre with facilities including a 1,350 seat auditorium, 18 breakout rooms and 7000m² of exhibition space. The venue sits at the heart of the city on Kings Waterfront, alongside the Grade I listed Albert Dock and adjacent to the World Heritage site at Pier Head. ACC Liverpool is also one of the most sustainable venues in Europe.

Accommodation

Liverpool offers a wide range of accommodation to suit all budgets and requirements with two hotels onsite and over 2,000 bedrooms within 15 minutes walk. Hotel reservations are being handled through our specialist accommodation agency, Reservation Highway which has negotiated special rates for the duration of the event.

Book online:
www.reservation-highway.co.uk/roc18
Call: +44 (0)1423 525599
Email: admin@reservation-highway.co.uk

For further information please visit
www.accliverpool.com

Congress organisers

Profile Productions Ltd
 Boston House,
 69 – 75 Boston Manor Road,
 Brentford, Middlesex
 TW8 9JJ.

Tel: +44(0)20 3725 5840
 Fax: +44(0)844 507 0578

Email: jointcongress@profileproductions.co.uk
 Web: www.profileproductions.co.uk

