

## CONGRESS OVERVIEW






Monday 10 June 2019 - PACS day

**We have colour coded the streams to allow you to follow your favourite topics. The colour will also continue on the onsite programme at the congress.**

Time		Exhibition theatre📺										Small theatre📺	Demo📺	Ultrasound	Time
08:00-09:00	Registration														08:00-09:00
09:00	Exhibition opens														09:00
09:00-09:50	Plenary 1: Is life quantum mechanical? The birth of quantum biology - Professor Jim Al-Khalili📺												09:00-09:50		
09:50-10:35	Refreshments, exhibition and education on the stands														09:50-10:35
10:35-11:35	<b>A1</b> Radiotherapy and oncology Fear of cancer recurrence and use of digital comms	<b>A2</b> MSK Sports imaging	<b>A3</b> GI & Hep Liver MRI refresher	<b>A4</b> Paediatrics The spectrum of paediatric radiology	<b>A5</b> Breast Personalised breast pathways	<b>A6</b> RPS DEXA not just osteoporosis	<b>A7</b> Informatics EPR				<b>A8</b> MSK Ultrasound	10:35-11:35			
11:40-12:40	<b>B1</b> Radiotherapy and oncology LGBT	<b>B2</b> Imaging technologies Distriubuted learning from big data	<b>B3</b> Neurology Brain imaging	<b>B4</b> Paediatrics Growth and evolution	<b>B5</b> Breast Workforce needs humans	<b>B6</b> Education and workforce Technology	<b>B7</b> Proferred papers GI & GU	<b>B8</b> MR LINAC			<b>B9</b> MSK Ultrasound	11:40-12:40			
12:45-13:30	<b>BIR Canon Mayneord lecture</b> Advanced computer analysis in oncologic imaging - a necessity or a hype? Professor Matias Prokop, Head of Radiology and Nuclear Medicine, Radboud University Nijmegen📺				<b>SCoR William Strip lecture</b> Imaging the paediatric spine: Introducing new technology - is it worth it? Katy Budhan-Mills, General Superintendent Radiographer, Great Ormond Street Hospital for Children NHS Foundation Trust📺							12:45-13:30			
12:40-14:00	Lunch, exhibition and education on the stands											12:40-14:00			
13:00-13:45								MMutli energy CT				13:00-13:45			
14:00-15:00	<b>C1</b> Radiotherapy and oncology Algorithmic developments	<b>C2</b> MSK Hip	<b>C3</b> GI & Hep Tract tumour staging	<b>C4</b> Neurology OsiriX	<b>C5</b> Paediatrics Imaging of the under-ones	<b>C6</b> 📺 Service optimisation Hot topics - partnership working	<b>C7</b> Proferred papers Justification and optimisation				<b>C8</b> Breast Biopsy workshop	14:00-15:00			
15:00-15:40	Refreshments, exhibition and education on the stands														15:00-15:40
15:40-16:40	<b>D1</b> Radiotherapy and oncology State of the art imaging	<b>D2</b> Emergency and trauma Trauma imaging	<b>D3</b> GI & Hep Rectal cancer MDT	<b>D4</b> Neurology CNS tumours and mimics INTERACTIVE	<b>D5</b> Service optimisation Leadership	<b>D6</b> Paediatrics Building a paediatric radiology service	<b>D7</b> Informatics PACs Un-PACKed 1				<b>D8</b> MSK Ultrasound	15:40-16:40			
16:45-17:45	<b>E1</b> Radiotherapy and oncology Drug combination therapy	<b>E2</b> Emergency and trauma Trauma cases			<b>E3</b> 📺 Proferred papers Paediatrics and chest	<b>E4</b> Education and workforce People		<b>E5</b> Proferred papers History			<b>E6</b> MSK Ultrasound	16:45- 17:45			
17:45-19:00	Welcome wine reception in the exhibition, UKIO chorus, demo zones, fringe meetings														17:45-19:00
19:45-late	President's dinner and Curry and quiz night														19:45-late



Sound	Time
	08:00
	08:15-09:15

Time		Exhibition theatre  Small theatre  Demo  Ultrasound										Time
08:00	Registration, exhibition and first-timers breakfast											08:00
08:15-09:15	<div>F1</div> <div>Radiotherapy and oncology</div> <div>Breast radiotherapy</div>	<div>F2</div> <div>MSK</div> <div>Spinal imaging</div>	<div>F3</div> <div>Head and neck</div> <div>Applied anatomy</div>	<div>F4</div> <div>Molecular imaging</div> <div>OsiriX</div>	<div>F5</div> <div>Cardiac</div> <div>Radiographer masterclass</div>	<div>F6</div> <div>Proferred papers</div> <div>Radiotherapy - treatment, planning and verification</div>						08:15-09:15
09:20-10:20	Plenary 2: UKIO Question Time: Peer review in the NHS - all stick and no carrot? 											09:20-10:20
10:20-11:10	Refreshments, exhibition and education on the stands									<div>MSK</div> <div>Ultrasound</div>	10:20-11:10	
11:10-12:40	<div>G1</div> <div>Breast</div> <div>MDT</div>	<div>G2</div> <div>MSK</div> <div>Spinal imaging</div> <div>MDT</div>	<div>G3</div> <div>Head and neck</div> <div>Cancers</div>	<div>G4</div> <div>Obs and gynae</div> <div>Osirix</div>	<div>G5</div> <div>Cardiac</div> <div>Cardiac imaging masterclass</div>	<div>G6 </div> <div>Service Optimisation</div> <div>GIRFT</div>	<div>G7</div> <div>Molecular imaging</div> <div>PET-CT</div>	<div>G8</div> <div>Radiology managers</div>			<div>G9</div> <div>MSK</div> <div>Ultrasound</div>	11:10-12:40
12:45-13:30	IPEM John Mallard lecture  Fast Field Cycling - a new frontier in MR imaging Professor David Lurie, Chair in Biomed Physics and Bio Engineering, University of Aberdeen				SCoR Martine Jackson lecture  Patient centred workforce and service developments Hazel Rodger, Head of Radiotherapy, Leeds Teaching Hospital NHS Trust							12:45-13:30
12:40-14:00	Lunch, exhibition and education on the stands											12:40-14:00
13:00-13:45											<div>Breast</div> <div>biopsy workshop</div>	13:00-13:45
14:00-15:00	<div>H1</div> <div>Radiotherapy and oncology</div> <div>Living with and beyond cancer</div>	<div>H2</div> <div>Imaging technologies</div> <div>CT for hybrid imaging</div>	<div>H3</div> <div>BAMRR</div>	<div>H4</div> <div>Obs and gynae</div> <div>Gynaecology</div>	<div>H5</div> <div>Cardiac</div> <div>CT pathway</div>	<div>H6 </div> <div>Education &amp; workforce</div> <div>Workforce</div>	<div>H7 </div> <div>Proferred papers</div> <div>Head and neck</div>	<div>H8</div> <div>RPS</div> <div>IRR17</div>				14:00-15:00
15:00-15:40	Refreshments, exhibition and education on the stands											15:00-15:40
15:40-16:40	<div>I1</div> <div>Radiotherapy and oncology</div> <div>Consultant radiographers - flexible skill mix 1</div>	<div>I2</div> <div>MSK</div> <div>Myth busting - things we do for no reason</div>	<div>I3</div> <div>Head and neck</div> <div>OsiriX (until 17:15)</div>	<div>I4</div> <div>Obs and gynae</div> <div>Obstetrics</div>	<div>I5</div> <div>Cardiac</div> <div>Imaging in special circumstances</div>	<div>I6</div> <div>Research</div> <div>Service delivery and research in clinical practice</div>	<div>I7 </div> <div>Proferred papers</div> <div>Humanise and personalise</div>	<div>I8</div> <div>Radiotherapy board managers</div>			<div>I9</div> <div>MSK</div> <div>Ultrasound</div>	15:40-16:40
16:45- 17:45	<div>J1</div> <div>Radiotherapy and oncology</div> <div>Consultant radiographers - flexible skill mix 2</div>	<div>J2</div> <div>Intervention</div> <div>Oncological</div>		<div>J3</div> <div>Molecular imaging</div> <div>Paediatrics and MSK</div>	<div>J4</div> <div>Informatics</div> <div>NHS strategy</div>	<div>J5</div> <div>SMRT</div>	<div>J6</div> <div>Proferred papers</div> <div>Late-breaking papers</div>	<div>J7</div> <div>Informatics</div> <div>PACs UnPACKed 2</div>			<div>J8</div> <div>MSK</div> <div>Ultrasound</div>	16:45- 17:45
17:45-18:45	Fringe meetings and demo zone											17:45-18:45
19:45-late	AXREM dinner											19:45-late

## Wednesday 12 June 2019 - Dose day

We have colour coded the streams to allow you to follow your favourite topics. The colour will also continue on the onsite programme at the congress.

Time	Exhibition theatre  Small theatre  Demo  Ultrasound										Time
08:30	Registration, exhibition and refreshments										08:30
08:45-09:45	<b>K1</b> Radiotherapy and oncology Adaptive therapies 1	<b>K2</b> MSK Inflammatory arthritis	<b>K3</b> Urology Imaging of prostate cancer	<b>K4</b> Informatics Personalised medicine	<b>K5</b> Chest and lung Interstitial lung disease	<b>K6</b> Service optimisation Patient safety					08:45-09:45
09:50-10:50	<b>L1</b> Radiotherapy and oncology Adaptive therapies 2	<b>L2</b> MSK Orthopaedic plain film	<b>L3</b> Urology Urological emergencies INTERACTIVE	<b>L4</b> Chest and lung Imaging lung cancer	<b>L5</b> Research Research collaboration	<b>L6</b> Preferred papers Best practice		<b>L7</b> Patient dose surveys	<b>L8</b> Imaging technologies FDG PET assessment		09:50-10:50
10:50-11:45	Refreshments, exhibition and education on the stands										10:50-11:45
11:45-12:30	<b>Plenary 3: Space and humanity</b> Dallas Campbell, Author, Broadcaster and Presenter Prize announcements										11:45-12:30
12:35-13:20	<b>SCoR Stanley Melville lecture</b> Suzanne Rastrick, Chief Allied Health Professions Officer (England), NHS England										12:35-13:20
12:30-13:45	Lunch, exhibition and education on the stands										12:30-13:45
13:45-14:45	<b>M1</b> Radiotherapy and oncology New developments	<b>M2</b> Emergency and trauma Emergency imaging	<b>M3</b> Urology OsiriX INTERACTIVE	<b>M4</b> MPE optimisation masterclass	<b>M5</b> Chest and lung Pulmonary vascular disease	<b>M6</b> Research Incidental findings	<b>M7</b> Informatics AI				13:45-14:45
14:50-15:50	<b>N1</b> MSK Trivial to tricky - test your joints	<b>N2</b> Urology Novel techniques	<b>N3</b> Chest and lung OsiriX	<b>N4</b> RPS IRMER17	<b>N5</b> Preferred papers Education						14:50-15:50

# CONGRESS PROGRAMME



## Monday 10 June

### Morning plenary

09:00-09:50

#### Plenary 1



#### Is life quantum mechanical? The birth of quantum biology

Professor Jim Al-Khalili, Professor of Theoretical Physics, University of Surrey and Scientist, Author and Broadcaster

09:50-10:35

Refreshments, exhibition, and education on the stands

### Morning sessions A

10:35-11:35

#### A1

Radiotherapy and oncology

#### Fear of cancer recurrence and the use of digital communications in a clinical environment

Chair: John Burton, Principal Radiographer, Pre-Treatment, Radiotherapy, Edinburgh Cancer Centre  
Forecast 2: Fear of cancer recurrence and the development of a communication skills training package for therapeutic radiographers - Josie Cameron, Breast Advanced Practitioner, Edinburgh Cancer Centre, Western General Hospital

The use of OWise, a patient support app in a clinical environments - Dr Anne Bruinvels, Founder, Px HealthCare

#### A2

MSK

#### Sports imaging

Chair: Dr Rajat Chowdhury, MSK Radiologist, Nuffield Orthopaedic Centre, Oxford University Hospitals NHS Foundation Trust

'Factfulness' of MSK radiology for sports and exercise medicine physicians - Dr Stefan Kluzek, Sports Physician, English Institute of Sport and National Sports Centre

What is stressful about stress fractures? -

Dr Rowena Johnson, MSK Radiologist, Nuffield Orthopaedic Centre, Oxford University Hospitals NHS Foundation Trust

Sports injuries of the pars interarticularis -

Dr Richard Fawcett, MSK Radiologist, Leeds Teaching Hospitals NHS Trust

Tendon and muscle injury - the premier league and beyond - Dr Gajan Rajeswaran, MSK Radiologist, Fortius Clinic London

#### A3

GI and hep

#### Liver MRI refresher

Chair: Dr James Stephenson, Consultant Radiologist, University Hospitals of Leicester NHS Trust

Malignant lesions and LiRADs - Dr Joe Mullineux, Consultant Radiologist, University Hospitals of Leicester, NHS Trust

Primovist and its pitfalls - Dr Jaymin Patel, Consultant Radiologist, St George's University Hospital NHS Foundation Trust

#### A4

Paediatrics

#### The spectrum of paediatric radiology

CT based finite element models to ascertain MOI in suspected abuse - Dr Amaka Offiah, Consultant Paediatric Radiologist, Sheffield Children's NHS Foundation Trust

100,000 genome project and paediatric cancer - Dr Helen Hanson, Consultant Geneticist, St George's University Hospital NHS Foundation Trust

Supporting children with syndromes - Professor Kevin Webb, Consultant Respiratory Physician, University of Manchester

#### A5

Breast

#### Personalised breast pathways

Chair: Dr Tamara Suaris, Consultant Radiologist, Barts Health NHS Trust

Risk assessment in breast screening - Dr Tony Howell, Chair in Breast Oncology, University of Manchester

Breast MRI - Dr Elizabeth O'Flynn, Consultant Radiologist, The Royal Marsden NHS Foundation Trust

B3 lesion guidance - Dr Nisha Sharma, Director of Breast Screening & Clinical Lead for Breast Imaging, Leeds Teaching Hospitals NHS Trust

#### A6

RPS

#### RPS DEXA - not just osteoporosis

Chair: Graham Hart, Radiation Protection Advisor & Laser Protection Advisor, YourRPA

The radiation protection of staff & patients for DEXA - Graham Hart, Radiation Protection Advisor & Laser Protection Advisor, YourRPA

The use of DEXA for non-medical imaging - Dr Colin Martin, Honorary Senior Lecturer, University of Glasgow Discussion

#### A7

Informatics

#### EPR

Chair: Dr Rizwan Malik, Consultant Radiologist, Bolton NHS Foundation Trust

What to look for in an EPR - Madeleine Szekely, Operational Business Manager Radiology, Royal Bolton NHS Foundation Trust

What to prepare before you install your EPR - Dr Rhidian Bramley, Radiology Clinical Director, The Christie NHS Foundation Trust

So you've got an EPR - how to get the best out of it - Professor Rachel Dunscombe, Advisory Board Member, KLAS

#### A8

Ultrasound

#### MSK

## Monday 10 June

### Morning sessions B

11:40-12:40

**B1**  
Radiotherapy and oncology

**What do we need to understand - what are the additional considerations we need to have when providing radiotherapy for LGBT+ individuals?**  
Chair: John Burton, Principal Radiographer, Pre-Treatment, Radiotherapy, Edinburgh Cancer Centre

**Evaluating the perceptions of the transgender and non-binary communities on pelvic radiotherapy information booklets** - Hannah Burton, Senior Therapy Radiographer, University of Liverpool

**Understanding the needs of gay and bisexual men and trans women with prostate cancer** - Sean Ralph, Therapy Radiographer, On Treatment Review Advanced Practitioner, The Clatterbridge Cancer Centre NHS Foundation Trust and Co-founder, Out with Prostate Cancer

**The distinctiveness of LGB people affected by cancer - a participatory research study in Scotland** - Gareth Hill, Head of Therapeutic Radiography NHS Tayside and PhD Candidate, Queen Margaret University

**B2**  
Imaging technologies

**Machine learning, big data research and clinical application in radiotherapy**  
Chair: Dr Heather Williams, Principal Medical Physicist, The Christie NHS Foundation Trust

**Learning from each patient treated** - Dr Alan McWilliam, Honorary Lecturer (Teaching & Research), University of Manchester

**Clinical application of big data research** - Dr Gareth Price, Physicist, The Christie NHS Foundation Trust

**Applying AI to big data from medical imaging and radiotherapy** - Dr Andrew Green, Research Fellow, University of Manchester

**B3**  
Neurology

**Brain imaging**  
Chair: Dr Anant Krishnan, Consultant Neuroradiologist, Barts Health NHS Trust

**Approach to white matter disorders in adults** - Dr Tilak Das, Consultant Neuroradiologist, Cambridge University Hospitals NHS Foundation Trust

**Approach to dementia imaging** - Dr Naomi Sibtain, King's College Hospital NHS Foundation Trust

**B4**  
Paediatrics

**Growth and evolution**  
Chair: Dr Rui Santos, Consultant Paediatric Radiologist, Evelina London Children's Hospital

**Imaging of children (2-12 years old) in paediatric ultrasound** - Morag Green, Lead Paediatric Sonographer, Glasgow Children's Hospital

**Kidadults: Not adult and not children - supporting a specific group** - Dr Rob Hawkes, Consultant Paediatric Radiologist, Royal Manchester Children's Hospital

**Proton beam at Manchester** - Hazel Pennington, Lead Operational Radiographer, The Christie NHS Foundation Trust

**B5**  
Breast

**Workforce needs humans**  
Chair: Dr Tamara Suaris, Consultant Radiologist, Barts Health NHS Trust

**Mammographer apprenticeships and evolving strategies** - Claire Borelli, Radiographic Advisor to the NHSBSP/Public Health England

**Developing a consultant mammographer** - Zebby Rees, Consultant Breast Radiographer, Cardiff & Vale University Health Board

**Breast Clinician Credential pilot** - Dr Caroline Parkin, Consultant, University Hospital of South Manchester NHS Foundation Trust

**Breast radiology fellowships** - Dr Soujanya Gadde, Consultant Breast Radiologist, University Hospital of South Manchester NHS Foundation Trust

**B6**  
Education and workforce

**Technology**  
Using streaming and recording software to support learning (Lexio) - Dr Peter de Souza, Radiology Registrar, NHS England Clinical Entrepreneur, Founder of AnatomyZone & Lexio.io

**An overview of technology enhanced learning at HEE- digital learning resources and simulation-based education** - Charlotte Teager, National Programme Manager for the Technology Enhanced Learning Programme, Health Education England (HEE)

**Image interpretation e-learning for healthcare - what's new and what's coming next?** - Lyndsey Callion, Project Manager/Lead Instructional Designer, HEE e-Learning for Healthcare

**B7**  
Proffered papers

**GI & GU**  
Renal oncocytoma: Can we diagnose them on pre-op CT? - Dr John Spillane, Radiology Registrar, North Bristol Trust

**It is time to think inside the (collimation) box; A quality improvement project to reduce over-scanning in CT KUB** - Dr Matthew Spurr, Radiology ST2, Southmead Hospital

**MR Enterography: A comparison between Moviprep and Mannitol and Locust bean gum** - Yee Mei Koay, Manchester University NHS Foundation Trust

**The efficacy of CT MRI and FDG-PET/CT for target volume delineation in radiotherapy treatment planning of colorectal cancer: A systematic review** - Elizabeth Olanloye, Therapeutic Radiographer, University of Hertfordshire / University College Hospital Nigeria

**An evaluation of a newly introduced 68 Gallium PSMA PET-CT service** - Vicki Major, Lead Research Radiographer, Mount Vernon Cancer Centre

**Post and pre-biopsy MPMRI for prostate cancer - audit and re-audit of a pathway** - Dr Lara Jehanli, Foundation Year 1 Doctor, Southport and Ormskirk Hospital NHS Trust

**B8**  
Exhibition hall theatre

**MR LINAC**  
Session details Tbc

**B9**  
Ultrasound

**MSK**

**From 12:40-14:00**  
Lunch, exhibition, demo zone and education on the stands



Register before Monday 8 April 2019  
for discounted earlybird rates

## Monday 10 June

12:45-13:30 **Society keynote lectures**

Society keynote  
lectures



### **BIR Canon Mayneord lecture**

Advanced computer analysis in oncologic imaging  
- a necessity or a hype?

Professor Matias Prokop, Head of Radiology and  
Nuclear Medicine, Radboud University Nijmegen

### **SCoR William Strip lecture**

Imaging the paediatric spine: Introducing new  
technology - is it worth it?

Katy Budhan-Mills, General Superintendent  
Radiographer, Great Ormond Street Hospital for  
Children NHS Foundation Trust

Exhibition  
hall theatre  
13:00-13:45



### **Multi energy CT**

Session details Tbc

**C4 Neurology  
OsiriX**  
13:30-15:00

### **Tricky neurology cases in the DGH setting / common neuroimaging discrepancies**

Dr Ian Craven, Consultant Neuroradiologist, Leeds  
Teaching Hospitals NHS trust

**C2**  
MSK

### **Hip arthroplasty imaging**

Chair: Dr Subhasis Basu, Consultant Musculoskeletal  
Radiologist, Wrightington, Wigan & Leigh NHS  
Foundation Trust

**Radiographic imaging evaluation following  
hip arthroplasty** - Dr Zeid Al-Ani, Consultant  
Musculoskeletal Radiologist, Wrightington, Wigan &  
Leigh NHS Foundation Trust

**CT/MRI imaging in hip arthroplasty** - Dr Rajat  
Chowdhury, Consultant Musculoskeletal Radiologist,  
Oxford University Hospitals NHS Foundation Trust

**Anterior and lateral hip pain following  
arthroplasty** - Dr Rowena Johnson, Consultant  
Musculoskeletal Radiologist, Oxford University  
Hospitals NHS Foundation Trust

**The hip and pelvis MDT - the surgeon's  
perspective** - Professor Tim Board, Consultant  
Orthopaedic Hip and Knee Surgeon; Mr Henry  
Wynn-Jones, Consultant Orthopaedic Hip and  
Knee Surgeon; Dr David Temperley, Consultant  
Musculoskeletal Radiologist; Dr Shakir Syed,  
Consultant Musculoskeletal Radiologist,  
Wrightington, Wigan & Leigh NHS Foundation Trust  
Q&A

**C3**  
GI and hep

### **GI tract tumour staging and TNM8**

Chair: Dr Jaymin Patel, Consultant GI/HPB  
Radiologist, St George's University Hospitals NHS  
Foundation Trust

**Oesophageatic cancer** - Dr Kieran Foley, Consultant  
Radiologist, Cardiff University

**Pancreatic cancer** - Dr Raneem Albazaz, Consultant  
Radiologist, Leeds Teaching Hospitals NHS Trust

**Colon cancer** - Dr James Stephenson, Consultant  
Radiologist, University Hospitals of Leicester NHS Trust

**C4**  
Neurology  
OsiriX

### **Tricky neurology cases in the DGH setting / common neuroimaging discrepancies started at 13:30**

Dr Ian Craven, Consultant Neuroradiologist, Leeds  
teaching hospitals NHS trust

**C5**  
Paediatrics

### **Imaging of the under-ones**

Chair: Dr Mark Griffith, Consultant Paediatric  
Radiologist, University Hospital Southampton NHS  
Foundation Trust

**Trauma - updates including suspected physical  
abuse** - Dr Rui Santos, Consultant Paediatric  
Radiologist, Evelina Children's Hospital

**Paediatric reporting radiographers** - Myriam Jackson,  
Advanced Practitioner Reporting Radiographers, United  
Lincolnshire Hospitals NHS Trust

**Uroradiology - a radiographer-led service** -  
Jenny McKinstry, Superintendent Radiographer,  
Royal Belfast Hospital for Sick Children

**C6**  
Service  
optimisation

### **Hot topics in service improvement - partnership working**

Chair: Dr Tim Taylor, GIRFT Clinical Adviser

**The long-term plan for the NHS - what do the  
next 10 years hold for imaging?** - Fiona Thow,  
Head of Imaging Services Transformation, NHS  
Improvement

**Improving turnaround times for image reporting  
- progress towards national standards** - Professor  
Erika Denton, National Clinical Advisor for Imaging,  
NHS England

**Working collaboratively across a network - a  
case study for mechanical thrombectomy and,  
more** - Gill Holroyd, Radiology Manager, St Helens &  
Knowsley Teaching Hospitals NHS Trust  
Panel discussion

## Afternoon sessions C

14:00-15:00

**C1**  
Radiotherapy  
and oncology

### **Algorithmic developments**

Chair: John Burton, Principal Radiographer,  
Pre-Treatment, Radiotherapy and Bill Nailon, Lead  
Clinical Scientist, Edinburgh Cancer Centre

**The impact of anatomical changes on delivered  
dose - techniques/algorithms used to do this** -  
Dr David Noble, Clinical Research Fellow, University  
of Cambridge

## Monday 10 June

<b>C7</b> Proffered papers	<p><b>Physics - dose justification and optimisation</b> Diagnostic imaging IRMER improvement notice to CQC outstanding - Emma Spouse, Imaging Lead, Royal Cornwall Hospitals NHS Trust</p> <p><b>A retrospective review of justification of computed tomography examinations in Northern Ireland</b> - Yvonne Sullivan, Senior Clinical Diagnostic Officer, Public Health England</p> <p><b>Dose optimisation in facial bone OM projection with variation in AEC chamber selection and centring point: A phantom study utilising DR</b> - Anthony Manning-Stanley, Lecturer, University of Liverpool</p> <p><b>Slice reduction in CTKUB for renal colic</b> - Dr Jonathan Adlam, Barts Health NHS Trust</p> <p><b>Dual energy CT for assessing myeloma in MRI-incompatible patients: Preliminary phantom study and clinical implementation</b> - Ana Pascoal, Principal Physicist, Guy's and St Thomas' NHS Foundation Trust</p> <p><b>Ionising radiation in research - the lead clinical radiation expert</b> - Andrea Williamson Shemilt, Clinical Scientist, Nottingham University Hospitals NHS Trust</p>
<b>C8</b> Ultrasound	<b>Breast biopsy workshop</b>
15:00-15:40	Refreshments, exhibition, and education on the stands

## Afternoon sessions D

15:40-16:40

<b>D1</b> Radiotherapy and oncology	<p><b>State of the art techniques</b> Chair: John Burton, Principal Radiographer, Pre-Treatment, Radiotherapy and Bill Nailon, Lead Clinical Scientist, Edinburgh Cancer Centre</p> <p><b>The use of MR imaging in radiotherapy, particularly around the MERINO trial</b> - Dr Claire Paterson, Consultant Clinical Oncologist, Beatson West of Scotland Cancer Centre</p>
<b>D2</b> Emergency and trauma	<p><b>Trauma imaging</b> Chairs: Dr Johnny Vlahos, Consultant Radiologist and Dr Joanna Moser, Consultant Radiologist, St George's University Hospitals NHS Foundation Trust</p> <p><b>Imaging of tracheobronchial injuries</b> - Dr Joanna Moser, Consultant Radiologist, St George's University Hospitals NHS Foundation Trust</p> <p><b>Current imaging concepts in bowel and mesentery trauma</b> - Dr Jaymin Patel, Consultant Radiologist, St George's University Hospitals NHS Foundation Trust</p> <p><b>Trauma interpretation - what the interventional radiologist wants to know</b> - Dr Joo-Young Chun, Consultant Interventional Radiologist, St George's University Hospitals NHS Foundation Trust</p>
<b>D3</b> GI and hep	<p><b>Rectal cancer MDT - clinical conundrums</b> (double session until 17:45) Chair: Dr James Stephenson, Consultant Radiologist, University Hospitals of Leicester NHS Trust and Dr Rebecca Muirhead, University of Oxford</p> <p><b>Panel:</b> Dr Rachel Hyland, Consultant Radiologist, Leeds Teaching Hospitals NHS Trust Dr Rebecca Muirhead, University of Oxford Ms Kirsten Boyle, Colorectal Surgeon, University Hospitals of Leicester NHS Trust Alexandra Poole, Nurse Specialist, Oxford University Hospitals NHS Foundation Trust</p>

<b>D4</b> Neurology	<p><b>CNS tumours and mimics – an interactive session</b> (double session until 17:45) <b>INTERACTIVE</b> Chair: Dr Lalani Carlton-Jones, Consultant Neuroradiologist, Guy's and St Thomas' NHS Foundation Trust</p> <p><b>Adult brain tumours and mimics</b> - Dr Anant Krishnan, Consultant Neuroradiologist, Barts Health NHS Trust</p> <p><b>Paediatric brain tumours and mimics</b> - Dr Ata Siddiqui, Consultant Neuroradiologist, King's College Hospital NHS Foundation Trust</p> <p><b>Spinal cord lesions and mimics</b> - Dr Tilak Das, Consultant Neuroradiologist, Cambridge University Hospitals NHS Foundation Trust</p>
<b>D5</b> Service optimisation	<p><b>Leadership opportunities for imaging</b> Chair: Professor Erika Denton, National Clinical Advisor for Imaging, NHS England</p> <p><b>System leadership – values and behaviours for collaboration</b> - Speaker Tbc</p> <p><b>Providing clinical leadership to imaging networks – an executive's view</b> - Cindy Fedell, Chief Digital and Information Officer, Bradford Teaching Hospitals NHS Foundation Trust</p> <p><b>AHPs and their contribution to clinical leadership – a collaborative approach</b> - Dr Jo Fillingham, Clinical Director Allied Health Professions, NHS Improvement</p> <p><b>Panel discussion</b></p>
<b>D6</b> Paediatrics	<p><b>Building a paediatric radiology service</b> Chair: Dr Rob Hawke, Consultant Paediatric Radiologist, Royal Manchester Children's Hospital</p> <p><b>Space for children</b> - Mary Pirie, Superintendent Radiographer, NHS Greater Glasgow and Clyde</p> <p><b>Updates on networks</b> - Dr Mark Griffith, Consultant Paediatric Radiologist, University Hospital Southampton NHS Foundation Trust</p> <p><b>Lessons I have learned – new guidelines and CQC</b> - Andrea Brammer, Clinical Effectiveness Lead Division of Imaging, Manchester University NHS Foundation Trust</p>

Register before Monday 8 April 2019  
for discounted earlybird rates

## Monday 10 June

**D7**

Informatics

### PACS UnPACKed 1

Other ologies and integrated visualisation - Jason Barron, Sales Manager, Carestream

**How to get the best out of your PACS solution** - Professor Rachel Dunscombe, Advisory Board Member, KLAS

**AI/Machine learning and all that advanced jazz** - Kevin Shah, Head of Enterprise, Fujifilm

**D8**

Ultrasound

### MSK

**D3 cont.**

GI and hep

### Rectal cancer MDT - clinical conundrums (continued)

**Chair:** Dr James Stephenson, Consultant Radiologist, University Hospitals of Leicester NHS Trust and Dr Rebecca Muirhead, University of Oxford

#### Panel:

Dr Rachel Hyland, Consultant Radiologist, Leeds Teaching Hospitals NHS Trust

Dr Rebecca Muirhead, University of Oxford

Ms Kirsten Boyle, Colorectal Surgeon, University Hospitals of Leicester NHS Trust

Alexandra Poole, Nurse Specialist, Oxford University Hospitals NHS Foundation Trust

**D4 cont.**

Neurology

### CNS tumours and mimics – an interactive session (continued)

#### INTERACTIVE

**Chair:** Dr Lalani Carlton-Jones, Consultant Neuroradiologist, Guy's and St Thomas' NHS Foundation Trust

**Adult brain tumours and mimics** - Dr Anant Krishnan, Consultant Neuroradiologist, Barts Health NHS Trust

**Paediatric brain tumours and mimics** - Dr Ata Siddiqui, Consultant Neuroradiologist, King's College Hospital NHS Foundation Trust

**Spinal cord lesions and mimics** - Dr Tilak Das, Consultant Neuroradiologist, Cambridge University Hospitals NHS Foundation Trust

**E3**

Proffered papers



### Paediatrics and chest

**Audit on paediatric appendicectomies - the role of ultrasound and paediatric appendicitis score (PAS) in the diagnosis of appendicitis** - Dr Ruhaid Khurram & Shahab Haghollahi, Barnet Hospital Royal Free London NHS Foundation Trust

**Generalised systemic lymphangiomatosis - an imaging case study** - Dr Ghassan Almeer, Radiology Registrar, York Teaching Hospital NHS Foundation Trust

**Wilms tumour: An overview and a multi-modality diagnosis pictorial review** - Antoinette Silcott, Glasgow Caledonian University

**Does the compressed lung in cases of antenatal diaphragmatic hernia behave different to that in cystic pulmonary malformations?** - Alice Saunders, Medical Student, Sheffield Teaching Hospitals NHS Foundation Trust

**Optimisation of SABR lung CBCT verification** - Louise Turtle, Research and Development Expert Practitioner, The Clatterbridge Cancer Centre NHS Foundation Trust

**Lungs of stone – a review of pulmonary calcification and other causes of high attenuation lesions in the lungs** - Lucia Chen, Portsmouth Hospitals NHS Trust

**E4**

Education and workforce

### People

**Talking to colleagues - what we have learnt from teaching communication with radiology registrars** - Dr Amy Eccles, Consultant in Nuclear Medicine, Guy's and St Thomas' NHS Foundation Trust

**Leadership and management skills – what new consultants wish they knew** - Dr Anita Wale, NIHR BRC Research Fellow in Clinical Radiology, The Royal Marsden NHS Foundation Trust

**Managing difference within a team** - Dr Giles Maskell, Consultant Radiologist, Royal Cornwall Hospitals NHS Trust

## Afternoon sessions E

16:45-17:45

**E1**

Radiotherapy and oncology

### Drug combination therapy

**Chair:** John Burton, Principal Radiographer, Pre-Treatment, Radiotherapy and Bill Nailon, Lead Clinical Scientist, Edinburgh Cancer Centre

**An overview of new radiotherapy drug combinations and a look to the future of this area** - Professor Anthony Chalmers, Professor of Clinical Oncology, University of Glasgow

**E2**

Emergency & trauma

### Interesting cases from St George's Hospital major trauma centre

**Chairs:** Dr Johnny Vlahos, Consultant Radiologist and Dr Joanna Moser, Consultant Radiologist, St George's University Hospitals NHS Foundation Trust

**Panel:** Dr Joanna Moser, Consultant Radiologist; Dr Jaymin Patel, Consultant Radiologist; Dr Joo-Young Chun, Consultant Interventional Radiologist, St George's University Hospitals NHS Foundation Trust



## Monday 10 June

<b>E5</b> Proffered papers 🔒	<b>History</b> Chair: Tbc <b>The Marie Curie Hospital Hampstead 1929-1967</b> - Professor Francis Duck, Visiting Professor, University of Bath <b>Some common eponymous signs in gastrointestinal radiology - who were the eponymists?</b> - Dr Arpan K Banerjee, Consultant Radiologist, University Hospitals Birmingham NHS Foundation Trust <b>Tuberculosis and radiotherapy: A historical perspective</b> - Dr Adrian Thomas, Consulting Radiologist, Canterbury Christ Church University <b>Godfrey Hounsfield - the centenary of his birth</b> - Elizabeth Beckmann, Chair, BSHR and Director, Lanmark
<b>E6</b> Ultrasound	<b>MSK</b>
17:45-19:00	Welcome wine reception, UKIO chorus, demo zones, fringe meetings
19:45-late	<b>President's dinner</b> <b>Curry &amp; quiz night</b>

## Tuesday 11 June

### Morning sessions F

08:15-09:15

<b>F1</b> Radiotherapy and oncology	<b>Breast radiotherapy</b> Chair: John Burton, Principal Radiographer, Pre-Treatment, Radiotherapy, Edinburgh Cancer Centre <b>Breast and axillary radiotherapy updates</b> - Dr Virginia Wolstenholme, Consultant Clinical Oncologist, Barts Health NHS Trust <b>Radiotherapy verification imaging for breast and nodal breast disease - what is the simple solution?</b> - John Burton, Principal Radiographer, Pre-Treatment, Radiotherapy, Edinburgh Cancer Centre and Louise Turtle, Research and Development Expert Practitioner, The Clatterbridge Cancer Centre NHS Foundation Trust	<b>F4</b> Molecular imaging	<b>PET OsiriX</b> Session details Tbc
<b>F2</b> MSK	<b>Spinal imaging</b> Chair: Dr Jaspreet Singh, Consultant MSK Radiologist and Dr Bernhard Tins, Consultant MSK Radiologist, The Robert Jones and Agnes Hunt Orthopaedic Hospital NHS Foundation Trust <b>Non-traumatic spinal emergencies</b> - Dr Bernhard Tins, Consultant MSK Radiologist, The Robert Jones and Agnes Hunt Orthopaedic Hospital NHS Foundation Trust <b>Incidental bone marrow lesions on MR imaging</b> - Dr Victor Pullicino, Consultant MSK Radiologist, The Robert Jones and Agnes Hunt Orthopaedic Hospital NHS Foundation Trust <b>Vertebral collapse - benign vs malignant</b> - Dr Jaspreet Singh, Consultant MSK Radiologist, The Robert Jones and Agnes Hunt Orthopaedic Hospital NHS Foundation Trust <b>Spinal inflammation and mimics</b> - Dr Prudencia Tyrrell, Consultant MSK Radiologist, The Robert Jones and Agnes Hunt Orthopaedic Hospital NHS Foundation Trust	<b>F5</b> Cardiac	<b>Radiographer masterclass in cardiac imaging</b> Chair: Dr Bobby Agrawal, Consultant Cardiac and Thoracic Radiologist, Royal Papworth Hospital NHS Foundation Trust <b>Radiographer-led CMR stress imaging</b> - Alison Fletcher, Superintendent CMR radiographer, University of Oxford <b>Radiographer led BB/GTN service</b> - Leigh Clements, Principal Radiographer for CT, Royal Papworth Hospital NHS Foundation Trust and Rebecca Taylor <b>The role of the radiographer when imaging PPM patients</b> - Tracy Horn, Principal MRI Radiographer, Royal Papworth Hospital NHS Foundation Trust
<b>F3</b> Head and neck	<b>Head and neck applied anatomy</b> <b>Neck spaces - applied anatomy for the radiologist</b> - Dr Ata Siddiqui, Consultant Neuroradiologist, King's College Hospital NHS Foundation Trust <b>Petrous temporal bone - applied anatomy for the radiologist</b> - Dr Cristina DuDau, Consultant Neuroradiologist, King's College Hospital NHS Foundation Trust	<b>F6</b> Proffered papers	<b>Radiotherapy - treatment, planning and verification</b> <b>UK Stereotactic Ablative Body Radiotherapy (SABR) consortium survey 2018: Developments in UK provision and practice over the past six years</b> - Gail Distefano, Principal Clinical Scientist, Royal Surrey County Hospital <b>Treatment planning study of single vs multi isocentre stereotactic radiosurgery for treatment of brain metastases</b> - Colin Jennings, Consultant Physicist, Rosemere Cancer Centre, Lancashire Teaching Hospitals <b>HDR brachytherapy skin applicator fabrication for clinical cases: Hand-formed vs digitally designed and 3D printed</b> - Shauna Nic A Bhaird, Senior Clinical Scientist (Radiotherapy Physics), Clatterbridge Cancer Centre <b>Complexity metrics to predict DQA performance for challenging RayStation VMAT plans</b> - Alex Taylor, Trainee Radiotherapy Physicist, Nottingham Radiotherapy Centre <b>Implementation of PerFRACTION™ to reduce phantom based patient specific quality assurance (PSQA)</b> - Yun Miao, Radiotherapy Physicist, Barking, Havering and Redbridge University Hospitals NHS Trust <b>Can CBCT reduce concomitant dose for adjuvant breast radiotherapy?</b> - Frances Lavender, Clinical Scientist, St Bartholomew's Hospital

Register before Monday 8 April 2019  
for discounted earlybird rates

## Tuesday 11 June

### Morning plenary

09:20-10:20

#### Plenary 2



#### UKIO Question Time: Peer review in the NHS – all stick and no carrot?

##### Chair:

- Professor Fergus Gleeson, Professor of Radiology, University of Oxford and Consultant Radiologist, Oxford University Hospitals NHS Foundation Trust

##### Panel:

- Dr Nicola Strickland, President, Royal College of Radiologists
- Marlene Stodgell-O'Grady, Director Quality, Safety and Education - Diagnostic Imaging Services, Alberta Healthcare
- Dr Carlos Schorlemmer, Head of Clinical Governance and Strategy, TMC
- James Lawford-Davies, Partner, Hill Dickenson LLP
- Dr Peter Strouhal, Clinical Director for Reporting, Alliance Medical Ltd

10:20-11:10

Refreshments, exhibition and education on the stands

Ultrasound  
10:20-11:10

MSK

### Morning sessions G

11:10-12:40

#### G1

Breast

#### Breast MDT

Dr Tamara Suaris, Consultant Radiologist, Barts Health NHS Trust  
Dr Virginia Wolstenholme, Clinical Oncologist, Barts Health NHS Trust  
Dr Caroline Parkin, Consultant, University Hospital of South Manchester NHS Foundation Trust  
Ms Laura Johnson, Consultant Oncoplastic Breast Surgeon, Barts Health NHS Trust

#### G2

MSK

#### Spinal imaging - MDT

Chair: Dr Jaspreet Singh, Consultant MSK Radiologist and Dr Bernhard Tins, Consultant MSK Radiologist, The Robert Jones and Agnes Hunt Orthopaedic Hospital NHS Foundation Trust

#### Imaging for MSCC – diagnosis and intervention

– Dr David McKean, Consultant Musculoskeletal Radiologist, Stoke Mandeville Hospital

#### Radiation therapy for MSCC – Speaker Tbc

#### Surgical intervention for MSCC – Speaker Tbc

#### Interactive MDT case discussion

#### G3

Head and neck

#### Head and neck cancers

TNM8 – what's new for the reporting radiologist – Dr Philip Touska, Consultant Diagnostic Radiologist (Head and Neck), Guy's and St Thomas' NHS Foundation Trust

#### Role of PET CT in head and neck oncology –

Dr Teresa Szyzsko, Consultant Radiologist and Nuclear Medicine Physician, King's College Hospital NHS Foundation Trust

#### G4

Obs and gynae  
OsiriX

#### Obs and gynae OsiriX

Dr Siham Sudderuddin, Consultant Radiologist, Imperial College Healthcare NHS Trust

#### G5

Cardiac

#### Cardiac CT masterclass

Chair: Dr Swamy Gedela, Consultant Interventional Radiologist, Basildon and Thurrock University Hospitals NHS Foundation Trust  
Gemma Marshall, Superintendent Radiographer, Royal Brompton & Harefield NHS Foundation Trust;  
Dr Sukumaran Binukrishnan, Consultant Radiologist, Liverpool Heart and Chest Hospital; Ely Castellano, Medical Physicist, Royal Marsden NHS Foundation Trust; and Dr Unni Krishnan, Consultant Cardiologist, University of Cambridge

#### G6

Service  
optimisation



#### Getting it Right First Time (GIRFT) - reducing variation in imaging services

Chair: Dr Katharine Halliday, GIRFT Clinical Lead

Managing radiology reporting capacity - Dr Giles Maskell, GIRFT Clinical Adviser

Regional radiology reporting networks – is it all about the technology? - Dan West, Director, NHS Digital

Getting best value from your outsourcing -

Dr Robin Evans, MD, Everlight Radiology

#### G7

Molecular  
imaging

#### PET-CT

PET CT in neuroendocrine tumour imaging - Dr Prakash Manoharan, Consultant Radiologist and Nuclear Medicine Physician, The Christie NHS Foundation Trust

PET-CT in colorectal malignancies - Dr Rohit Kochhar, Consultant Radiologist, The Christie NHS Foundation Trust

PET-CT in head and neck cancer - Dr Sriram Vaidyanathan, Consultant Radiologist (Head & Neck Imaging, Nuclear Medicine, PET/CT), Leeds Teaching Hospitals NHS Trust

#### G8

Exhibition  
hall theatre



#### Radiology managers - radiology service management

Experienced service managers sharing knowledge on topics including, the Model Hospital, ISAS accreditation, demand and capacity, and surviving CQC inspection.

Lucy Beeley, Radiology Group Manager, The Mid Yorkshire Hospitals NHS Trust; Gill Holroyd, Radiology Manager, St Helen's & Knowsley Teaching Hospitals NHS Trust; Deborah Henderson, Northumbria Healthcare Trust

#### G9

Ultrasound

MSK

From 12:40

Lunch, exhibition, demo zone and education on the stands

12:45-13:30

#### Society keynote lectures

Society keynote  
lectures



#### IPEM John Mallard lecture

Fast Field Cycling - a new frontier in MR imaging  
Professor David Lurie, Chair in Biomed Physics and Bio Engineering, University of Aberdeen

#### SCoR Martine Jackson lecture

Patient centred workforce and service developments  
Hazel Rodger, Head of Radiotherapy, Leeds Cancer Centre

Ultrasound  
13:00-13:45

#### Breast biopsy workshop

## Tuesday 11 June

### Afternoon sessions H

14:00-15:00

<b>H1</b> Radiotherapy and oncology	<p><b>Living with and beyond cancer</b> Chair: John Burton, Principal Radiographer, Pre-Treatment, Radiotherapy, Edinburgh Cancer Centre</p> <p><b>How can we improve the quality of care for people with advanced cancer?</b> - Representative from Advanced Cancers Coalition and Diane Cannon, Corporate Partnership Director, Melanoma UK</p> <p><b>Why is it important to double the survivability of the less survivable cancers?</b> - Michele McMahon, Less Survivable Cancers Taskforce and Mike Grundy, Roy Castle Lung Cancer Foundation</p> <p><b>The top ten research priorities - as identified by patients and carers</b> - Richard Stephens, Consumer Lead, Chair Consumer Forum; National Cancer Research Institute</p>
<b>H2</b> Imaging technologies	<p><b>Getting the best out of CT for hybrid imaging</b> Chair: Dr Heather Williams, Principal Medical Physicist, The Christie NHS Foundation Trust</p> <p><b>Hybrid CT doses in the UK</b> - Dr Maria Burniston, Head of Nuclear Medicine Physics, Barts Health NHS Trust</p> <p><b>Optimising hybrid CT in practice</b> - Philippa Campbell, The Royal Marsden NHS Foundation Trust</p> <p><b>Discussion of clinical examples</b></p>
<b>H3</b>	<p><b>British Association of MR Radiographers (BAMRR) MRI in contemporary practice</b> Chair: Rachel Watt, President and Aileen Wilson, President Elect, BAMRR</p> <p><b>MR sequences to try when you die</b> - Bill Bailey, Radiology Management Solutions Ltd</p> <p><b>We bought an MR Linac, so now what?</b> - Dr Cynthia Eccles, The Christie NHS Foundation Trust</p> <p><b>MR Linac - what's under the bonnet</b> - Michael Hutton, The Christie NHS Foundation Trust</p>

<b>H4</b> Obs and gynae	<p><b>Gynaecology</b> Role of functional imaging in gynae malignancy - Dr Helen Addley, Consultant Radiologist, Cambridge University Hospitals NHS Foundation Trust</p> <p><b>Usual and unusual appearances of pelvic endometriosis</b> - Dr Anju Sahdev, Consultant Radiologist, Barts Health NHS Trust</p>
<b>H5</b> Cardiac	<p><b>Cardiac imaging pathways</b> Chair: Dr Sukumaran Binukrishnan, Consultant Radiologist, Liverpool Heart and Chest Hospital</p> <p><b>Optimising the pathway for cardiac CT referral</b> - Alannah Barker</p> <p><b>TAVI CT - where in the pathway and how to do it</b> - Dr Alistair Gummow, Consultant Radiologist, University Hospitals of Derby and Burton NHS Foundation Trust</p> <p><b>CMR in HCM - where in the pathway and how to do it</b> - Dr Ben Holloway, Consultant Radiologist, University Hospitals Birmingham NHS Foundation Trust</p>
<b>H6</b> Education and workforce	<p><b>Workforce</b> <b>How Artificial Intelligence and technology can contribute to the workforce challenge</b> - Dr Christopher Austin, Chief Medical Officer, Kheiron Medical</p> <p><b>The future workforce</b> - Dr Tony Newman-Sanders, National Clinical Director for Diagnostics, NHS England</p> <p><b>Panel discussion: AI and the future workforce</b> Chair: Dr Jane Young, Head of School, London School of Radiology</p> <p><b>Panel:</b> Dr Caroline Rubin, Vice President, RCR; Dr Chris Austin</p>

<b>H7</b> Proffered papers	<p><b>Head and neck</b> Imaging on time, when 'time is brain' - a case study and image series outlining rapid and safe mechanical thrombectomy in hyperacute stroke - Ganeshan Ramsamy, University Hospitals Birmingham NHS Foundation Trust</p> <p><b>Characterization of brain tumor in magnetic resonance imaging using image texture analysis</b> - Mona Gadeen, National University-Sudan</p> <p><b>Trigeminal neuralgia: The patient experience of magnetic resonance imaging (MRI) of the brain</b> - Sophie Gallagher, University of Derby</p> <p><b>Assessing dynamic change in salivary gland function using MRI during chemoradiation for head and neck cancer (HNC)</b> - David Noble, Clinical Research Fellow, University of Cambridge</p> <p><b>Head and neck cancer using MRI in radiotherapy planning: A pictorial review</b> - John Paul Sahibbil, Lead MRI Radiographer, GenesisCare UK</p> <p><b>Pattern of magnetic resonance imaging findings among stroke patients in Lagos state</b> - Bayode Oke, Radiographer, Lagos State University Teaching Hospital</p> <p><b>No radiologist required - a sustainable approach to implementing a one stop neck lump clinic</b> - Nicola Davidson, Lead Sonographer, Worcestershire Acute NHS Trust</p>
<b>H8</b> RPS	<p><b>RPS IRR17</b> Chair: Graham Hart, Radiation Protection Advisor &amp; Laser Protection Advisor, YourRPA</p> <p><b>Feedback from hospital trust inspections under IRR17</b> - James Taylor, HSE</p> <p><b>HSE inspections - on the receiving end</b> - Paul Connolly, IRS Limited</p> <p><b>Discussion</b></p>
15:00-15:40	Refreshments, exhibition and education on the stands

Register before Monday 8 April 2019  
for discounted earlybird rates

## Tuesday 11 June

### Afternoon sessions I

15:40-16:40

**I1**

Radiotherapy  
and oncology

#### Consultant radiographers - optimising the advantages of flexible skills mix 1

**Palliative care** – Karen Moore, Consultant Radiographer in Lung, Beatson West Of Scotland Cancer Centre  
**Training** – Phil Reynolds, Consultant Radiographer in Prostate Radiotherapy, The Clatterbridge Cancer Centre NHS Foundation Trust

**I2**

MSK

#### Myth busting - things we do for no reason

**Anticoagulation in MSK injections** - Speaker Tbc  
**Errors in MSK radiology** - Dr Prashant Sankaye, Consultant Musculoskeletal Radiologist, Imperial College Healthcare NHS Trust  
**Benign-looking malignant lesions** - Dr Jaspreet Singh, Robert Jones and Agnes Hunt Orthopaedic and District Hospital NHS Trust  
**Soft tissue lesions - benign or malignant** - Dr Khalid Ali, Consultant Musculoskeletal Radiologist, NHS Greater Glasgow and Clyde

**I3**

Head and neck  
OsiriX

#### OsiriX (ends at 17:15)

Dr Ata Siddiqui, Consultant Neuroradiologist, King's College Hospital NHS Foundation Trust and Dr Philip Touska, Consultant Diagnostic Radiologist (Head and Neck), Guy's and St Thomas' NHS Foundation Trust

**I4**

Obs and gynae

#### Obstetrics

**US imaging of complicated pregnancy** - Dr Anne-Marie Coady, Consultant Radiologist, Hull and East Yorkshire Women and Children's Hospital  
**Acute abdominal and pelvic pain in pregnancy** - Dr Rebecca Wiles, Consultant Radiologist, Royal Liverpool and Broadgreen University Hospital NHS Trust

**I5**

Cardiac

#### Cardiac imaging in special circumstances

**Chair:** Dr Sumit Karia, Consultant Radiologist, Cambridge University Hospitals NHS Foundation Trust  
**Cardio-oncology imaging** – Dr Jonathan Rodrigues, Consultant Radiologist, Royal United Hospitals Bath NHS Foundation Trust  
**Sports cardiac imaging** – Dr Lynne Williams, Consultant Cardiologist, Royal Papworth Hospital NHS Foundation Trust  
**Pericardial disease imaging** – Dr Bobby Agrawal, Consultant Cardiac and Thoracic Radiologist, Royal Papworth Hospital NHS Foundation Trust

**I6**

Research

#### The conflict between service delivery and research in clinical practice

**Chair:** Samaneh Shoraka, Treatment Lead Radiographer, Guy's and St Thomas' NHS Foundation Trust  
**The perspective from a wider AHP viewpoint of undertaking research alongside the priorities and pressures of service delivery** - Naomi McVey, Head of Programmes for the Chief Allied Health Professions Officer, NHS England  
**The view of a manager with respect to the conflicting pressures of research and service delivery** - Benjamin Roe, Head of Clinical Quality / Senior Clinical Lead (South West), NHS Improvement  
**The realities/challenges of undertaking research in a service driven environment - views from radiographers** - Sue Williams, Consultant Breast Radiographer, Shrewsbury and Telford Hospitals NHS Trust and Lisa Bissett, Consultant Breast Radiographer, Poole Hospital NHS Foundation Trust

**I7**

Proffered  
papers



#### Humanise and personalise

**ASRT Exchange prize: The practice of empathy and encouraging its application in the radiologic setting** - Paul Riley, USA  
**The construction of care in CT** - Rachael Forton, Advanced Practice CT Radiographer, Norfolk & Norwich University Hospital  
**Exploring the humanistic work of clinical imaging: Emotional labour and gifts of caring** - Tracy O'Regan, Professional Officer Clinical Imaging & Research, The Society and College of Radiographers  
**Examining the relationship between emotional intelligence and leadership attributes of Australian Chief Radiographers** - Sarah Lewis Associate Professor, The University of Sydney  
**Think calm, stay calm and keep calm: A cognitive behavioural approach to anxiety related reaction in MRI** - John Paul Sahibbil, Lead MRI Radiographer, GenesisCare UK  
**Clinical and lay attitudes towards sharing images with patients: A quantitative analysis** - William Cox, University of Portsmouth

**I8**

Exhibition  
hall theatre



#### Radiotherapy board managers

**Radiotherapy board managers: implementing peer review - how will radiotherapy networks support peer review?**  
An opportunity for the radiotherapy community to review progress towards embedding peer review into routine clinical practice and to discuss the opportunities and challenges presented by a networked approach to service delivery.

**I9**

Ultrasound

#### MSK



## Tuesday 11 June

### Afternoon sessions J

16:45-17:45

<b>J1</b> Radiotherapy and oncology	<b>Consultant radiographers - optimising the advantages of flexible skills mix 2</b> Urology – <i>Speaker Tbc</i> Breast – <i>Speaker Tbc</i>
<b>J2</b> Interventional oncology	<b>MSK interventional oncology</b> Chair: <i>Dr Amanda Isaac, Consultant Musculoskeletal Radiologist, Guy's &amp; St Thomas' Hospitals NHS Foundation Trust</i> <b>Tips and tricks for soft tissue and bone biopsies - how I do it</b> – <i>Dr Radhesh Lalam, Consultant Radiologist, The Robert Jones and Agnes Hunt Orthopaedic Hospital NHS Foundation Trust</i> <b>Current and emerging concepts in minimally invasive management of spine augmentation in oncology</b> – <i>Professor Jean-Denis Laredo, Consultant Radiologist Lariboisière Hôpital, Paris</i> <b>The future of MSK interventional oncology</b> – <i>Dr Danoob Dalili, UK Research fellow, Guy's &amp; St Thomas' NHS Foundation Trust</i>
<b>I3 cont.</b> Head and neck OsiriX	<b>OsiriX</b> (ends at 17:15) Session details Tbc
<b>J3</b> Molecular imaging	<b>Molecular imaging - paediatrics and MSK</b> <b>Paediatrics PET</b> - <i>Dr Diana Rosof-Williams, Consultant Radiologist, Lancashire Teaching Hospitals NHS Trust</i> <b>SPECT-CT as MSK problem solving tool</b> - <i>Dr John Cain, Consultant Neuroradiologist and Radionuclide Radiologist, Lancashire Teaching Hospitals NHS Trust</i>

<b>J4</b> Informatics	<b>NHS strategy on imaging</b> Chair: <i>Dr Rizwan Malik, Consultant Radiologist, Bolton NHS Foundation Trust</i> <b>Technology to drive improvements in healthcare – leading from the front</b> - <i>Will Smart, Chief Information Officer (CIO), NHS England</i> <b>The value of clinical engagement in effecting HealthIT change – the importance of the CCIO</b> – <i>Dr Gareth Thomas, Consultant in Intensive Care Medicine and Anaesthesia and Group Chief Clinical Information Officer, Salford Royal NHS Foundation Trust, The Northern Care Alliance NHS Group</i>
<b>J5</b> SMRT	<b>Society for MR Radiographers and Technologists (SMRT) - Cardiac MRI</b>
<b>J6</b> Proffered papers	<b>Late-breaking abstracts</b> Papers confirmed after 1 April.
<b>J7</b> Informatics	<b>PACS UnPACKed 2</b> <b>Intelligent worklists management</b> - <i>Speaker Tbc, Intellirad</i> <b>MDT efficiency and integrated diagnostics</b> – <i>Chris Scarisbrick, Sales Director, Sectra</i> <b>Next generation radiology teaching file solutions - future directions in PACS based pedagogy</b> – <i>Speaker Tbc, Change</i>
<b>J8</b> Ultrasound	<b>MSK</b>
17:45-18:45	<b>Fringe meetings and demo zone</b>
19:45-late	<b>AXREM dinner</b>



Register before Monday 8 April 2019  
for discounted earlybird rates

## Wednesday 12 June

### Morning sessions K

08:45-09:45

#### K1

##### Radiotherapy and oncology

#### Adaptive therapies 1

Chair: Steve Blake, Head of Radiotherapy Physics,  
Bristol Haematology & Oncology Centre

**Adaptive radiotherapy - current status and future possibilities** - Professor Sara Thörnqvist, Associate Professor - Department of Physics and Technology, University of Bergen

**Tools and technologies for adaptive radiotherapy** - Professor Marcel van Herk, Chair in Radiotherapy Physics, University of Manchester

#### K2

##### MSK

#### Inflammatory arthritis

Chair: Dr Scott McDonald, Clinical Lead for MSK Imaging, Cambridge Universities NHS Foundation Trust

**Imaging of peripheral arthritis** - Professor Andoni Toms, Consultant Musculoskeletal Radiologist, Norwich University Hospitals NHS Foundation Trust

**Imaging of axial spondyloarthritis** - Dr Winston Rennie, Consultant Musculoskeletal Radiologist, University Hospitals of Leicester NHS Trust

#### K3

##### Urology

#### Imaging of prostate cancer

Chair: Dr Alison Bradley, Consultant Radiologist, Royal Cornwall Hospitals NHS Trust

**Multiparametric prostate MRI - how I do it** - Dr Tristan Barrett, Consultant Radiologist, Cambridge University Hospitals NHS Trust

**Pitfalls of prostate mpMRI** - Dr Steven Kennish, Consultant Radiologist, Sheffield Teaching Hospitals NHS Foundation Trust

**Accreditation in prostate mpMRI - interactive debate** - Dr Jonathan Richenberg, Consultant Radiologist, Brighton and Sussex University Hospitals NHS Trust

#### K4

##### Informatics

#### Personalised medicine - impact of patient-centric data to improve performance

Chair: Dr Rizwan Malik, Consultant Radiologist, Bolton NHS Foundation Trust

**Improving performance at team level** - Damian Smith, Head of IT, England and Wales Cricket Board

**Who owns my data? Using my data to create IP - ethical considerations around data usage, ownership and commercialisation** - Eleonora Harwich, Director of Research & Head of Digital and Tech Innovation, Reform

**How health apps are changing medicine** - Chris Chapman, Digital Ecosystems Lead, Salford Royal NHS Foundation Trust

#### K5

##### Chest and lung

#### Interstitial lung disease - imaging update

**Imaging and intervention in obstructive lung disease** - Dr Madava Djearman, University Hospitals Birmingham NHS Foundation Trust

**IPF - an imaging update** - Dr Arjun Nair, Consultant Radiologist, Guy's and St Thomas' NHS Foundation Trust

**Hypersensitivity pneumonitis - challenges and pearls** - Dr John Reynolds, Consultant Radiologist, University Hospitals Birmingham NHS Foundation Trust

#### K6

##### Service optimisation

#### Patient safety, inspection and managing turnaround times

Chair: Dr Giles Maskell, Consultant Radiologist, Royal Cornwall Hospitals NHS Trust

**CQC radiology review - radiology reporting challenges** - Sarah Peters, IRMER Inspector, CQC

**Findings from a national investigation into the communication and follow-up of unexpected significant findings** - Melanie Ottewill, National investigator, HSIB

**Monitoring and managing reporting capacity - a proactive approach** - Cathy Lea, Lead General Manager Imaging, University Hospitals of Leicester NHS Trust

Panel discussion



## Wednesday 12 June

### Morning sessions L

09:50-10:50

<b>L1</b> Radiotherapy and oncology	<b>Adaptive therapies 2</b> Chair: Steve Blake, Head of Radiotherapy Physics, Bristol Haematology & Oncology Centre <b>Towards adaptive therapy in lung - progress and possibilities</b> - Dr Sean Brown, Advanced Radiotherapy Technologies Network (ART-NET) Clinical Fellow, The Christie NHS Foundation Trust <b>Adaptive pathway - science and skills</b> - Dr Helen McNair, Lead Research Radiographer, The Royal Marsden NHS Foundation Trust
<b>L2</b> MSK	<b>Orthopaedic plain film</b> Chair: Dr Robin Proctor, Consultant Radiologist, University Hospitals of Morecambe Bay NHS Foundation Trust <b>Musculoskeletal XRs for primary care</b> - Craig Anderson, Reporting Radiographer, University Hospitals of Morecambe Bay NHS Foundation Trust and Senior Lecturer, University of Cumbria <b>Orthopaedic XRs - how to add value</b> - Dr Harun Gupta, Consultant Musculoskeletal Radiologist, Leeds Teaching Hospitals NHS Trust <b>Post-op orthopaedic films - what to expect and what to say</b> - Mr David Knowles, Consultant Orthopaedic Surgeon, University Hospitals of Morecambe Bay NHS Foundation Trust
<b>L3</b> Urology	<b>Imaging of urological emergencies and trauma</b> <b>INTERACTIVE SESSION</b> Chair: Dr Amit Patel, Consultant Diagnostic and Interventional Radiologist, East and North Herts NHS Trust <b>The infected and obstructed kidney</b> - Dr Harry Bardgett, Consultant Radiologist, Bradford Teaching Hospitals NHS Foundation Trust <b>Genitourinary trauma - pearls and pitfalls</b> - Dr Phil Haslam, Consultant Radiologist, The Newcastle upon Tyne Hospitals NHS Foundation Trust <b>Penile and scrotal emergencies</b> - Dr Jane Belfield, Consultant Radiologist, Royal Liverpool University Hospital NHS Trust

<b>L4</b> Chest and lung	<b>Imaging lung cancer - key to improving outcome</b> Chair: Dr Klaus Irion, Consultant Chest Radiologist, Manchester University NHS Foundation Trust <b>Rapid diagnosis - optimal lung cancer pathway - making it happen</b> - Dr Anna Sharman, Lead Radiologist, Manchester University NHS Foundation Trust <b>Lung cancer screening - an update and implications</b> - Dr Anand Devaraj, Cardiothoracic Radiologist, Royal Brompton and Harefield NHS Foundation Trust <b>Evaluating tumour response in the age of immunotherapy</b> - Dr Rebecca Duerden, Manchester University NHS Foundation Trust
-----------------------------	--

<b>L5</b> Research	<b>Research collaboration</b> Chair: Anne McKenna, Lead Research Radiographer, Gloucestershire Hospitals NHS Foundation Trust <b>Outcome of the AHP Champions In Research initiative</b> - Dr Rachel Harris, Professional and Educational Manager, ScoR <b>Support 4 All - how collaboration between disciplines led to the development of a support bra for breast radiotherapy</b> - Professor Heidi Probst, Professor of Radiotherapy and Oncology, Sheffield Hallam University <b>Bridging the gap - research collaboration between imaging and oncology professions</b> - Dr Carole Burnett, Lead Clinician for Radiology Research and Innovation and Visiting Fellow, Leeds Biomedical Research Centre, University of Leeds
-----------------------	---

<b>L6</b> Proffered papers	<b>Best practice</b> <b>Parathyroid isotope imaging: Best practice?</b> - Dr Peter Strouhal, Consultant Radiologist, Royal Wolverhampton NHS Trust <b>Investigating occult malignancy in patients with unprovoked venous thromboembolism at a large teaching hospital: changing practice</b> - Dr Fiona McCurdle, Senior House Officer, London North West Healthcare Trust <b>Time to Lego - re-thinking the radiology job plan</b> - Dr Melissa Werndle, Radiology Registrar, Great Western NHS Hospital Trust <b>How readable are radiology reports?</b> - Dr Georgiana Zamfir, ST4, Frimley Health Foundation Trust <b>Performance of Nigeria-trained radiographers in x-ray interpretation</b> - Christopher Ohagwu, Lecturer, Nnamdi Azikiwe University Awka, Nigeria <b>002 BARRIERS to research utilisation amongst diagnostic radiographers in the UK</b> - Prince Gyimah, Radiographer, Manchester University NHS Foundation Trust
<b>L7</b> Exhibition hall theatre	<b>Patient dose surveys</b> <b>Overview of national DRLs and surveys</b> - Sue Edyvean, Head of Medical Dosimetry Group, Public Health England <b>The work of the IPEM paediatric patient dose working party</b> - Mark Worrall, Radiation Protection Adviser, NHS Tayside
<b>L8</b> Imaging technologies	<b>FDG PET - is SUV a silly, useless value?</b> Chair: Dr Heather Williams, Principal Medical Physicist, The Christie NHS Foundation Trust <b>Uptake measures and the origins of SUV</b> - Dr Peter Julyan, PET Clinical Scientist, The Christie NHS Foundation Trust <b>Current use of uptake measures, what do they add?</b> - Dr Malene Fischer, Clinical Senior Lecturer in PET Imaging, King's College London <b>Beyond SUV - assessing the whole tumour with texture analysis</b> - Dr Emiliano Spezi, Reader in Medical Engineering and Medical Physics, Cardiff University
10:50-11:45	Refreshments, exhibition and education on the stands

Register before Monday 8 April 2019  
for discounted earlybird rates

## Wednesday 12 June

### Plenary

11:45-12:30

#### Plenary 3



#### Space and humanity

Dallas Campbell, Author, Broadcaster and Presenter  
(The Gadget Show, Bang Goes the Theory, The Sky at Night, Stargazing Live and The Science of Stupid)

Prize announcements

12:35-13:20

#### Society keynote lectures

#### Society keynote lectures



#### SCoR Stanley Melville lecture

Title Tbc

Suzanne Rastrick, Chief Allied Health Professions  
Officer (England), NHS England

From 12:30

Lunch, exhibition, demo zone and education on  
the stands

### Afternoon sessions M

13:45-14:45

#### M1

Radiotherapy  
and oncology

#### Implementing new developments on the front line – a radiographer's perspective

Chair: Joanne Mitchell – Principal Radiographer –  
Research, Edinburgh Cancer Centre

Research to practice – Merseyside - Louise Turtle,  
Research and Development Expert Practitioner, The  
Clatterbridge Cancer Centre NHS Foundation Trust

Research to practice – Glasgow - Aileen Dufton,  
Lead Research and Development Radiographer, The  
Beatson West of Scotland Cancer Centre

#### M2

Emergency and  
trauma

#### Emergency imaging

Chairs: Dr Johnny Vlahos, Consultant Radiologist and  
Dr Nirav Patel, Consultant Radiologist, St George's  
University Hospitals NHS Foundation Trust

#### Imaging of head and neck emergencies -

Dr Nada Nakhla, Consultant Radiologist, St George's  
University Hospitals NHS Foundation Trust

#### Imaging of emergencies in the younger child -

Dr Jacqueline Du Toit, St George's University  
Hospitals NHS Foundation Trust

#### Current imaging concepts in acute pancreatitis -

Dr Nirav Patel, Consultant Radiologist, St George's  
University Hospitals NHS Foundation Trust

#### M3

Urology  
OsiriX

INTERACTIVE

#### Prostate MpMRI workshop -

Dr Amit Patel, Consultant Radiologist, East and  
North Hertfordshire NHS Trust, Dr Julian Keanie,  
Consultant Uroradiologist, NHS Lothian and Dr Alison  
Bradley, Consultant Radiologist, Royal Cornwall  
Hospitals NHS Trust

#### M4

Exhibition  
hall



#### MPE optimisation masterclass

**Interventional radiology** - Andy Rogers, Head of  
Radiation Physics, Nottingham University Hospitals  
NHS Trust

**Computed tomography** - Gareth Iball, Consultant  
Clinical Scientist, Leeds Teaching Hospitals NHS Trust

**Digital radiography** - Craig Moore, Medical  
Physicist, Hull & East Yorkshire Hospitals NHS Trust

#### M5

Chest and lung

#### Imaging in pulmonary vascular disease

Chair: Dr Nick Screatton, Consultant Radiologist,  
Royal Papworth Hospital NHS Foundation Trust

**Imaging suspected acute pulmonary embolism -  
an overview** - Dr Smitha Rajaram, Consultant  
Radiologist, Sheffield Teaching Hospitals NHS  
Foundation Trust

**Pulmonary hypertension imaging - a structured  
approach** - Dr Nick Screatton, Consultant Radiologist,  
Royal Papworth Hospital NHS Foundation Trust

**Pulmonary vasculitis and diffuse pulmonary  
haemorrhage** - Dr Sumit Karia, Consultant  
Radiologist, Cambridge University Hospitals NHS  
Foundation Trust

#### M6

Research

#### Incidental findings

Chair: Amanda Webster, Senior Therapy  
Radiographer, National Radiotherapy Trials QA  
(RTTQA) Group, Mount Vernon Cancer Centre

#### Incidental findings in neonatal MRI research -

Dr Christina Malamateniou, Programme Director,  
Postgraduate Taught and Research (MRI), City  
University of London

**Incidental findings in undergraduate and  
postgraduate research** - Dr Andrew England, Senior  
Lecturer in Radiography, University of Salford

**The Intelligent Fetal Imaging and Diagnosis  
Project - experiences of US and MRI incidental  
findings in research** - Jacqueline Matthew, Chair  
of SCoR Research Group and Lead Sonographer/  
Radiographer iFIND Project, King's College London

#### M7

Informatics

#### Artificial intelligence (AI)

Chair: Dr Rizwan Malik, Consultant Radiologist,  
Bolton NHS Foundation Trust

**Natural language processing for the NHS -  
a horizon scan?** - Dr Rebecca Pope, Head of Data  
Science & Engineering, KPMG LLP

**AI in the NHS - how AI could help the NHS become  
more efficient** - Eleonora Harwich, Director of Research  
& Head of Digital and Tech Innovation, Reform

**Transferable learning from use of AI in other sectors -**  
Dr Djamila Amimer, CEO and Founder, Mind Senses Global

Panel Q&A

## Wednesday 12 June

### Afternoon sessions N

14:50-15:50

<b>N1</b> MSK	<p><b>Trivial to tricky - test your joints!</b> Plain film and cross-sectional radiological appearances of classical to challenging cases in musculoskeletal radiology - Dr Janani Pillai, Consultant Musculoskeletal Radiologist, London North West University Healthcare NHS Trust and Dr Leanne Singh, Consultant Radiologist, London North West University Healthcare NHS Trust</p>
<b>N2</b> Urology	<p><b>Novel techniques in urological imaging</b> Chair: Dr Jane Belfield, Consultant Radiologist, Royal Liverpool University Hospital NHS Trust</p> <p><b>The evolving use of contrast enhanced ultrasound in urological imaging</b> - Dr Dean Huang, Consultant Radiologist, King's College Hospital NHS Foundation Trust</p> <p><b>Advanced MRI techniques in renal mass characterization</b> - Dr Davide Prezzi, Consultant Radiologist, Guys and St Thomas' NHS Foundation Trust</p> <p><b>Contentious contrast issues in CT urography, today and beyond...</b> - Dr Nigel Cowan, Consultant Radiologist, Portsmouth Hospital NHS Trust</p> <p><b>Ablation of the urinary tract</b> - Dr Ian McCafferty, Consultant Radiologist, University Hospitals Birmingham NHS Foundation Trust</p>
<b>N3</b> Chest and lung	<p><b>OsiriX</b> Speakers Tbc</p>

<b>N4</b> RPS	<p><b>RPS-IRMER17</b> Chair: Graham Hart, Radiation Protection Advisor &amp; Laser Protection Advisor, YourRPA</p> <p><b>Feedback from hospital trust inspections under IRMER17</b> - Holly Warriner, IRMER Clinical Specialist Inspector, Care Quality Commission (CQC)</p> <p><b>IRMER17 inspections - a trust perspective</b> - Eric Hughes, Diagnostics Divisional Manager, The Robert Jones and Agnes Hunt Orthopaedic Hospital NHS Foundation Trust</p> <p><b>Significant events early feedback</b> - Rachael Ward, IRMER Inspection Manager, CQC</p>
<b>N5</b> Proffered papers	<p><b>Education</b></p> <p><b>Group coaching to support therapeutic radiography students during clinical placement</b> - Joanne Harris, Education Lead for Therapeutic Radiography Students, Royal Surrey County Hospital NHS Foundation Trust</p> <p><b>Exploring and understanding research pedagogy in radiography in a UK university</b> - Louise McKnight, Senior Lecturer, Birmingham City University</p> <p><b>Adopt and adapt: Undergraduate diagnostic radiography student responses to technology enhanced collaborative assessment using online wiki and verbal MS PowerPoint presentations</b> - Iain MacDonald, Senior Lecturer, University of Cumbria</p> <p><b>Compassionate patient care in diagnostic medical imaging</b> - Jill Bleiker, PhD student, University of Exeter College of Medicine and Health</p> <p><b>A pilot study investigating the effectiveness of a collaborative workshop between medical students and diagnostic radiography students on justifying radiology request forms to comply with IRMER legislation</b> - Joanne Holmes, Radiographer and Clinical Educator, The Dudley Group NHS Foundation Trust</p> <p><b>Personalised e-learning for MSc medical ultrasound students</b> - Lyndsey Callion, Project Manager/Lead Instructional Designer, HEE e-Learning for Healthcare and Shelley Smart, Senior Lecturer, Department of Medical &amp; Sports Science, University of Cumbria</p>