

UKIO

UK IMAGING & ONCOLOGY
CONGRESS 2024

10-12 JUNE 2024
ACC LIVERPOOL

VISION AND VALUES: PUTTING PEOPLE FIRST

BIR
The British
Institute of
Radiology

CoR
THE COLLEGE OF
RADIOGRAPHERS

IPEM
Institute of Physics and
Engineering in Medicine

PROGRAMME

UKIO
UK IMAGING & ONCOLOGY
CONGRESS 2024

08:00-09:00 – Registration (Exhibition opens at 09:50)

08:00-09:00 - First-timers and international delegates breakfast


09:00-09:50 – Plenary 1

	Chair: <i>Dr Emma Hyde, President, UKIO</i>
09:00	President's welcome <i>Dr Emma Hyde, President, UKIO</i>
09:10	Why you can think about reducing health inequalities <i>Dr Tammy Boyce, Senior Research Associate, Institute of Health Equity</i>

09:50-10:35 – Refreshments & exhibition

10:35-11:35 – Parallel sessions A


A1 Clinical oncology	ART - clinical implementation on the Ethos system Chair: TBC Implementing a radiographer- led adaptive service on Ethos - Gillian McIntosh, Quality Manager/Treatment Floor Manager, NHS Grampian Physics considerations for setting up online adaptive treatment with Ethos - Andrew Bromiley, Head of Radiotherapy Treatment Planning, NHS Grampian Clinical aspects of adaptive radiotherapy for head and neck cancer – Dr Rafael Moleron, Consultant Clinical Oncologist, NHS Grampian
A2 Proffered papers	Workforce recruitment Chair: TBC Mapping the migrant diagnostic radiographers in the UK - a national survey – Speaker TBC Integration experiences of internationally educated radiographers working in the UK – Speaker TBC Implementation of a collaborative radiotherapy open day to improve student recruitment and retention – Speaker TBC Managing the workforce crisis - an overview of an approach to international recruitment, wellbeing and E,D & I - Speaker TBC Integrating radiography apprenticeships within the independent healthcare sector - a service evaluation of apprentice assistant practitioners' experiences – Sarah Cox, Clinical Educator – Radiography, Nuffield Health Apprenticeships and support worker career development – Fiona Richmond, Imaging Clinical Practice Educator, University Hospitals of Leicester NHS Trust

A3 Emergency & trauma	Post-operative complications in body imaging - within acceptable limits or need to think again? <i>Chair: Dr Khalid Ali, Consultant Musculoskeletal Radiologist, NHS Greater Glasgow & Clyde</i> Cardiovascular post-operative complications - <i>Dr John Dreisbach, Consultant Cardiothoracic Radiologist, NHS Golden Jubilee</i> GI post-operative complications - <i>Dr Li Wong, Consultant Radiologist, NHS Lothian</i>
A4 Head & neck	Paranasal sinuses and lymph nodes <i>Chair: Dr Ayesha Khatib, Consultant Radiologist, Cardiff and Vale University Health Board</i> Acute sinus disease - <i>Dr Mary Hart, Consultant Radiologist, Cardiff and Vale University Health Board</i> Lymph nodes in the neck – top tips - <i>Dr Susan Jawad, Consultant Radiologist, University College London Hospitals NHS Foundation Trust</i>
A5 Digital technology	Towards autonomous reporting – how to get there Speakers and talks TBA
A6 Trainee masterclass	Dr Khan's Teaching (DKT): Pearls for FRCR - CT in acute abdomen Part 1 <i>Dr Sami Khan, Consultant Radiologist, Mid and South Essex NHS Foundation Trust</i> 
A7 Ultrasound	MSK – Upper PRE-BOOKED DELEGATES. Please visit the room at the start of the session to see if any places remain. Hands-on demonstration sessions with live models. Facilitators: <i>Dr David Gay, Consultant Radiologist, University Hospitals Plymouth NHS Trust; Dr Vivien Shuen, Consultant Radiologist, Torbay and South Devon NHS Foundation Trust, Dr Tom Luff, Consultant Radiologist, Torbay and South Devon NHS Foundation Trust, and Dr Alun Davies, Consultant Radiologist, University Hospitals Plymouth NHS Trust</i>
A8 Industry	TBA
A9 Industry	TBA

11:40-12:40 – Parallel sessions B

B1	ART - clinical implementation on the MR Linac
-----------	--

Clinical oncology	Talks and speakers TBA.
B2 Proffered papers	<p>Developing the workforce Chair: TBC</p> <p>Embedding Peer Mentoring for AHPs into the curriculum for healthcare education and training – Speaker TBC</p> <p>Making radiography a sustainable development profession - empowering diagnostic radiographers in low-resource settings – Speaker TBC</p> <p>Preliminary clinical evaluation - where are we? A scoping review – Speaker TBC</p> <p>Scoping exercise to assess the contribution that Imaging Support Workers (ISWs) and Assistant Practitioners (APs) make to imaging services in the North West (NW) of England – Speaker TBC</p> <p>Research culture, barriers and facilitators within the radiography workforce in the UK – results of a national survey - Katy Knight, Postdoctoral Research Associate, University of Exeter</p> <p>Risks and benefits to radiographers working beyond standard hours in healthcare provision: The 247 Diagnostic Radiographers At Work Study (247DRAWS) - initial Findings of Stage 1 – Jason Elliott, Lecturer/PhD Researcher, Cardiff University</p>
B3 Service optimisation	<p>Improving our imaging services - four nation update on Imaging Networks Chair: <i>Dr Giles Maskell, Radiology GIRFT Lead, NHS England</i></p> <p>Imaging services in England - Sheila Black, Head of Imaging Services, NHS England</p> <p>Imaging services in Scotland – Karen Gray, Lead Clinician, NHS National Services, Scotland</p> <p>Imaging services in Wales – James Triscott, Programme Manager, National Imaging Programme, NHS Wales</p> <p>Imaging services in Northern Ireland – Maria Wright, Senior Programme Manager, Regional Medical Imaging Board, Department of Health NI</p>
B4 Neurology	<p>Hyperacute stroke imaging for the generalist in the thrombectomy era Chair: <i>Dr Helen Cliffe, Consultant Neuroradiologist, Leeds Teaching Hospitals NHS Foundation Trust</i></p> <p>My experience of the thrombectomy pathway – Dr John Stephens, GP and PPV Representative, National Thrombectomy Implementation Group and Wessex ISDN</p> <p>Top tips on hyper-acute stroke imaging in the thrombectomy era – Dr Wazim Izzath, Consultant Interventional Neuroradiologist, and Lynsey Hannah, CT Lead, NHS Greater Glasgow and Clyde</p>
B5 GI & hep	<p>Colorectal cancer - from detection of colonic polyps to staging tumours Chair: <i>Dr Janki Patel, GI Consultant Radiologist, Guys & St Thomas' NHS Foundation Trust</i></p> <p>Colonic polyps and colorectal cancer staging - Dr Anita Wale, Consultant GI Radiologist and Deputy Research Lead, Dr Nirav Patel, Consultant Radiologist, St George's University Hospitals NHS Foundation Trust</p>
B6	<p>Dr Khan's Teaching (DKT): Pearls for FRCR - CT in acute abdomen Part 2 <i>Dr Sami Khan, Consultant Radiologist, Mid and South Essex NHS Foundation Trust</i></p>

Trainee masterclass	
B7 Emergency & trauma	<p>Case reviews: Blind spots in trauma imaging - navigating through a compilation of challenging cases PRE-BOOKED DELEGATES. Please visit the room at the start of the session to see if any places remain.</p> <p><i>Facilitators: Dr Khalid Ali, Consultant Musculoskeletal Radiologist, NHS Greater Glasgow & Clyde, Dr Mitesh Naik, Consultant Radiologist, Imperial College Healthcare NHS Trust, and Dr Christopher McLeavy, Consultant Radiologist, Liverpool University Hospitals Foundation Trust</i></p>
B8 Ultrasound	<p>MSK – Lower PRE-BOOKED DELEGATES. Please visit the room at the start of the session to see if any places remain. Hands-on demonstration sessions with live models.</p> <p><i>Facilitators: Dr David Gay, Consultant Radiologist, University Hospitals Plymouth NHS Trust; Dr Vivien Shuen, Consultant Radiologist, Torbay and South Devon NHS Foundation Trust, Dr Tom Luff, Consultant Radiologist, Torbay and South Devon NHS Foundation Trust, and Dr Alun Davies, Consultant Radiologist, University Hospitals Plymouth NHS Trust</i></p>
B9 Industry	TBA
B10 Industry	TBA

12:45-13:30 – Eponymous lectures

Eponymous lectures	<p>SCoR Stanley Melville Memorial Lecture: Footsteps for our future - societal impact</p> <p><i>Professor Marc Griffiths, Pro-Vice Chancellor and Head of College, College of Health, Science and Society, University of the West of England</i></p>
---------------------------	---

12:40-14:00 – Lunch & exhibition

12:55-13:55

Ultrasound	MSK – Upper PRE-BOOKED DELEGATES. Please visit the room at the start of the session to see if any places remain.
-------------------	---

	<p>Hands-on demonstration sessions with live models.</p> <p>Facilitators: <i>Dr David Gay, Consultant Radiologist, University Hospitals Plymouth NHS Trust; Dr Vivien Shuen, Consultant Radiologist, Torbay and South Devon NHS Foundation Trust, Dr Tom Luff, Consultant Radiologist, Torbay and South Devon NHS Foundation Trust, and Dr Alun Davies, Consultant Radiologist, University Hospitals Plymouth NHS Trust</i></p>
--	---

12:55-13:55

Pitch your project	TBA
--------------------	-----

12:55-13:55

Industry	TBA
----------	-----

14:00-15:00 – Parallel sessions C

C1 Clinical oncology	<p>Radiotherapy UK: Setting our sights on world-class radiotherapy – right patient, right treatment, right time</p> <p>Talks and speakers TBA</p>
C2 Patients	<p>Death and dying - breaking the silence</p> <p><i>Chair: Professor Naomi Shiner, Faculty Director of Simulation for Medicine and Health Sciences, Keele University</i></p> <p>I knew a man who once said, “Death smiles at us all. All a man can do is smile back...” - <i>Andy Holness, Patient & People's Voice Partner, Somerset, Wiltshire, Avon & Gloucestershire (SWAG) Cancer Alliance, and Lived Experience Member (Brain Tumour & Palliative and End of Life Care), NHS England Personalised Care Strategic Co-Production Group</i></p> <p>Radiographers, should we always be the silent witness? - <i>Kerry Mills, National Programme Lead – Cancer and Diagnostics, NHS England, Workforce, Training and Education Directorate</i></p> <p>Panel discussion</p>
C3 Education & workforce	<p>One size doesn't necessarily fit all - appreciating the benefits of the wider workforce</p> <p><i>Chair: Dr Fiona Mellor, Senior Lecturer, University of Exeter</i></p> <p>A positive lived experience of a non-registered sonographer - <i>Stephanie Sharp, Deputy Clinical Lead for Ultrasound, East Lancashire Hospitals Trust</i></p> <p>Radiology nurses - nursing but not as you know it! - <i>Heather Hochlaf, Speciality Medicine and Educational Development Lead for Radiology Nursing, South East Imaging Training Academy, NHS England</i></p> <p>Imaging physics and radiation protection - our story - <i>Dr Christie Theodorakou, Consultant Clinical Scientist, The Christie NHS Foundation Trust</i></p>

C4 Industry	<p>GE HealthCare sponsored session: The impact of AI on MR imaging in neuroradiology Chair: <i>Jane Hickey, Imaging Sales Director UK and Ireland, GE HealthCare</i></p> <p>An educational session for radiographers and radiologists on the benefits and challenges of new deep-learning based image reconstruction on imaging of the brain, spine and head & neck.</p> <p>Speaker: <i>Dr Tilak Das, Neuroradiologist, Cambridge University Hospitals NHS Trust</i></p>
------------------------	--

15:00-15:40 – Refreshments & exhibition

15:10-15:40

RCR/SCoR	<p>RCR and CoR celebration launch of the Colleges' Quality standard for imaging, QSI, quality improvement scheme Chair: <i>Charlotte Beardmore, Executive Director Professional Policy, SCoR</i></p> <p>Following their announcement in 2023 the Colleges invite you to celebrate the launch of their Quality improvement scheme. Join us to hear full details of the scheme and the benefits of QSI from college officers and members of the quality improvement unit. Information take-away packs will be provided.</p>
-----------------	---

15:40-16:40 – Parallel sessions D


D1 Urology	<p>Urology transplant, patient experiences and radiology factors to consider Chair: <i>Dr Rachel Hubbard, Consultant Uroradiologist, Sheffield Teaching Hospitals NHS Foundation Trust</i></p> <p>The patient experience - <i>Fez Awan, Chair, Renal Patient Led Advisory Network (RPLAN)</i> The dreaded upper tract - helpful tricks and tips for the general radiologist - <i>Dr Daniel Heffernan Ho, Consultant Radiologist, University College London Hospitals NHS Foundation Trust</i> Acute renal transplant scans on call and important factors for radiology – <i>Dr Joe Kang, Radiology Registrar, Sheffield Teaching Hospitals NHS Foundation Trust</i></p>
D2 Proffered papers	<p>Patient-centred care in radiotherapy Chair: TBC</p> <p>Should patients have a choice in their rectal cancer management? Review of published Level 1b evidence from a multi-centre European phase 3 randomised trial OPERA (Organ Preservation in Early Rectal Adenocarcinoma) – <i>Professor Arthur Sun Myint, Lead Clinician (Papillon), The Clatterbridge Cancer Centre NHS Foundation Trust</i></p>

	<p>Patient, Public and Practitioner Partnership within imaging and radiotherapy - an exploration of the implementation and use of the College of Radiographers Guiding Principles – <i>Professor Ruth Strudwick, Professor in Diagnostic Radiography & Head of AHP, University of Suffolk</i></p> <p>Shared decision-making in radiotherapy - the patient experience – <i>Speaker TBC</i></p> <p>CommEmorating the Last Event - calling time on the end of treatment bell following RAdioThErapy? The CELEBRATE study – <i>Keeley Rigby, Senior Lecturer, Sheffield Hallam University</i></p> <p>Podcasts as a platform for engaging patients and healthcare professionals with radiotherapy research – <i>Speaker TBC</i></p> <p>Equity in radiotherapy skin care assessment – <i>Naman Julka-Anderson, Royal Marsden NHS Foundation Trust/Rad Chat</i></p>
D3 Education & workforce	<p>Apprenticeships - from acorns to mighty oaks. Development in action Chair: <i>Dr Fiona Mellor, Senior Lecturer, University of Exeter</i></p> <p>Apprenticeship - where we started and where we are now - <i>Demelza Green, Senior Academic Leader/Director Student Support, University of Exeter</i></p> <p>From BSc apprentice to PGCert sonographer - <i>Hannah Grocutt, Sonographer, Royal Cornwall Hospitals NHS Trust</i></p> <p>Educational implementation of the enhanced practice apprenticeship - what to consider? - <i>Melanie Clarkson, Principal lecturer, Sheffield Hallam University</i></p>
D4 Industry	<p>Innovation in radiology - addressing the needs of patients, staff and the planet</p> <p>Guerbet: Contrast dose reduction for enhanced MRI with Gadopiclenol – <i>Speaker TBC</i></p> <p>Philips: Sustainability and procurement – all you need to know about net-zero and social value – <i>Chris Taylor, Sustainability Lead UKI, Philips</i></p> <p>APT Vision: Delivering enhanced patient engagement - <i>Professor Max Ryan, Clinical Professor University College Cork and Cork University Hospital Group, Ireland, and Former Dean of the Faculty of Radiologists, Royal College of Surgeons of Ireland</i></p> <p>Esaote: Rethinking the MRI paradigm - can low-field machines offer a better choice for patients and providers? - <i>John Manchester, MRI Business Development Manager, and Bella Chavda, MRI Application Specialist, Esaote</i></p>
D5 Digital technology	<p>The next frontier in AI – application of LLMs, foundation models and generative AI in radiology</p> <p>Talks and speakers TBA.</p>
D6 Hot topic	<p>Improving sexual safety Chair: <i>Dr Janice St. John-Matthews, Head of Allied Health Professions, Office of the Chief AHP Officer (CAHPO), NHS England</i></p> <p>“Stamping out sexual harassment? You're wasting your time” – <i>Bron Biddle, Programme Lead, Association of Ambulance Chief Executives (AAE)</i></p> <p>The prevalence of harassment of diagnostic radiography and radiation therapy students whilst on clinical placement in the Republic of Ireland - <i>Professor Mark McEntee, College of Medicine and Health Vice Head Learning and Teaching, University College Cork, Ireland</i></p> <p>Viewing sexual safety through an intersectional lens - misogynoir - <i>Bo Escritt, Head of Equality, Diversity, and Inclusion; and Bethan Machray, EDI Manager, Sheffield Children's NHS Foundation Trust</i></p>
D7 FRCR	<p>FRCR drop-in - VIVA teaching tutorials</p>
D8 Neurology	<p>Neurology case reviews: Interpreting hyperacute stroke CT imaging in the thrombectomy era PRE-BOOKED DELEGATES. Please visit the room at the start of the session to see if any places remain.</p>

	Facilitators: <i>Dr Helen Cliffe, Consultant Neuroradiologist, and Dr Tony Goddard, Consultant Neuroradiologist, Leeds Teaching Hospitals NHS Foundation Trust</i>
D9 Industry	TBA
D10 Industry	TBA

16:45-17:45 – Parallel sessions E

E1 Emergency & trauma	<p>Emergency vascular imaging and intervention – what the generalist needs to know <i>Chair: Dr Ram Kasthuri, Consultant Interventional Radiologist, NHS Greater Glasgow & Clyde</i></p> <p>Vascular trauma – Dr Peter Douglas, Consultant Interventional Radiologist, NHS Greater Glasgow & Clyde Solid organ trauma – Speaker TBC Pelvic and musculoskeletal IR – Dr Ram Kasthuri, Consultant Interventional Radiologist, NHS Greater Glasgow & Clyde</p>
E2 Proffered papers	<p>Academic and clinical research <i>Chair: TBC</i></p> <p>Pump prime funding for patient engagement in research grant development – Dr Ian Simcock, Clinical-academic Radiographer, Great Ormond Street Hospital For Children NHS Foundation Trust</p> <p>A Patient and Public Involvement (PPI) co-designed Patient Reported Experience Measure (PREM) of receiving X-ray results - Paul Lockwood, Reader, Canterbury Christ Church University</p> <p>A systematic review of clinical decision support systems (CDSSs) and the key clinical features used by radiologists in prostate MRI scans - Eric Nduka, Onwuharine MRI Rad/ Clinical Researcher, University Hospitals of North Midlands NHS Trust</p> <p>Incidence of contrast induced AKI and its correlation with common comorbidities – Speaker TBC</p> <p>The CT venogram in traumatic brain injury - does it change clinical management? – Speaker TBC</p> <p>Developing a research strategy for your radiography department - the obstacles and opportunities – Dr Amy Hancock, Senior Lecturer, University of Exeter</p>
E3 Research	<p>Workplace culture <i>Chairs: Professor Ruth Strudwick, Professor in Diagnostic Radiography, Head of AHP, University of Suffolk, and Nicola Hutton, Advanced Practitioner Therapeutic Radiographer, The Clatterbridge Cancer Centre NHS Foundation Trust</i></p> <p>Implementing a tool to assess workplace culture alongside the national staff survey - Chloe Coughlin, Senior Therapeutic Radiographer, The Clatterbridge Cancer Centre NHS Foundation Trust</p> <p>Why burnout matters and what can be done about it - Dr Judith Johnson, Clinical Psychologist and Associate Professor, University of Leeds</p>
E4	Optimisation of radiotherapy services through the patient voice

<p>Service optimisation</p>	<p><i>Chair: Kerry Mills, National Programme Lead – Cancer and Diagnostics, NHS England, Workforce, Training and Education Directorate</i></p> <p>Patient experience surveys in radiotherapy - a regional and national survey approach and findings - Daniel Hutton, Programme Manager, North West Radiotherapy ODN</p> <p>Life after radiotherapy - experiences of a patient as a patient researcher – Speaker TBC</p>
<p>E5 SCoR</p>	<p>Education and Career Framework – guidance for service managers</p> <p><i>Chair: Kathryn Williamson, Professional Officer Education and Accreditation, SCoR</i></p> <p><i>Speakers: Claire Elwood, Advanced Clinical Practitioner Radiographer, Maidstone and Tunbridge Wells NHS Trust; Karen Glencross, Medical Imaging Manager at Sheffield Teaching Hospitals NHS Foundation Trust; and Holly Spencer, Ultrasound Practice Educator, Clinical Delivery Division, Portsmouth Hospitals University NHS Trust</i></p>
<p>E6 SCoR ASRT exchange lecture</p>	<p>Identifying radiation therapist perceptions of potentially triggering aspects of care for sexual violence survivors undergoing radiotherapy</p> <p><i>Dr Maria Dimopoulos, Assistant Professor, Icahn School of Medicine, Mount Sinai</i></p>
<p>E7 Trainee masterclass</p>	<p>Dr Khan’s Teaching (DKT): Pearls for FRCR - Neuroradiology</p> <p><i>Dr Sami Khan, Consultant Radiologist, Mid and South Essex NHS Foundation Trust</i></p> <div data-bbox="282 738 573 898" style="border: 1px solid black; padding: 5px; margin: 10px 0;">  </div>
<p>E8 GI & hep ROOM 11A</p>	<p>GI & hep case reviews <i>PRE-BOOKED DELEGATES. Please visit the room at the start of the session to see if any places remain.</i></p> <p>Facilitators: <i>Dr Janki Patel, GI Consultant Radiologist, Guys & St Thomas’ NHS Foundation Trust, Dr Anita Wale, Consultant GI Radiologist and Deputy Research Lead, Dr Nirav Patel, Consultant Radiologist, St George’s University Hospitals NHS Foundation Trust</i></p>
<p>E9 Ultrasound</p>	<p>Head & neck</p> <p><i>PRE-BOOKED DELEGATES. Please visit the room at the start of the session to see if any places remain.</i></p> <p>Hands-on demonstration sessions with live models.</p> <p><i>Facilitators: Dr Ayesha Khatib, Consultant Radiologist, Cardiff and Vale University Health Board</i></p>
<p>E10 Industry</p>	<p>TBA</p>

17:30-18:30– Welcome reception

Meet and network with colleagues, and view the ePosters.

18:00-19:00

Doctorate Den

Publishing skills

Chairs: Dr Rachel Harris, Head of Professional Practice and Education, and Dr Tracy O'Regan, Professional Officer Clinical Imaging and Research, The Society and College of Radiographers

Top tips for writing an article – *Dr Ian Simcock, Chair of the Society of Radiographers Research Group and Clinical-academic Radiographer, Great Ormond Street Hospital for Children NHS Foundation Trust*

Choosing the right journal – *Dr Julie Woodley, Senior Lecturer, University of the West of England*

The benefits of journal peer-reviewing – *Dr Jenna Allsup, Research radiographer, Betsi Cadwaladr University Health Board*

Dealing with reviewer responses – *Dr Theo Akudjedu, Associate Professor in Clinical Imaging, Bournemouth University & Associate Editor, Radiography Journal*

08:00-10:00 – Registration (Exhibition closed until 10:00)

09:15-11:00 – Plenary 2

09:15	President's welcome day 2 - <i>Dr Emma Hyde, President, UKIO</i>
09:20	Black Women Rising: Breast cancer and me - <i>Leeanne Adu, Ambassador, The Leanne Pero Foundation</i>
09:40	Health inequalities - <i>Darren McGarvey (Loki), Author, Musician, and Social Commentator</i>
10:00	Health inequalities and dying at home – <i>Dr Rachel Clarke, Author and Palliative Care Doctor</i>
10:20	Panel discussion

11:00-11:40 – Refreshments & exhibition


11:10-11:40

SoR	<p>The SoR Leadership Mentoring Scheme (LMS) Chair: <i>Alexandra Lipton, Professional Officer, SoR</i></p> <p>The SoR Leadership Mentoring Scheme launched following the success of its pilot in 2023 and facilitates the mentoring of radiographers who aspire to progress to higher management and leadership positions within our professions. Hear details about the scheme with mentors and mentees reflecting on their experiences and learning.</p> <p>Introduction - <i>Alexandra Lipton, Professional Officer, SoR</i></p> <p>Speakers: <i>Jamie Beck, Assistant Professor, University of Bradford; Laura Russell, Lead Dosimetrist, Hull University Teaching Hospitals NHS Trust; Hannah Bown, Interventional Lead Radiographer, Basingstoke and North Hampshire Hospital; Helen White, College Lead for AHP Practice Quality, Birmingham City University; Karen Glencross, Medical Imaging Manager, Sheffield Teaching Hospitals NHS Foundation Trust; and Kerry Mills, National Programme Lead – Cancer and Diagnostics, Workforce, Training and Education Directorate, NHS England</i></p>
-----	---

11:40-12:40 – Parallel sessions F

F1	<p>Environmental sustainability in oncology Chair: <i>Dr Michael Jackson, Consultant Paediatric Radiologist, NHS Lothian</i></p>
----	--

Clinical oncology	<p>An introduction to climate change and its links with healthcare and radiotherapy - <i>Dr Rob Chuter, Principal Clinical Scientist, The Christie NHS Foundation Trust, and Chair, IPEM's Environmental Sustainability Group</i></p> <p>The Radiotherapy Board's Environmental Sustainability in Radiotherapy working group - <i>Sara Lightowlers, Clinical Research Fellow, University of Cambridge</i></p> <p>The carbon footprint of Brachytherapy - <i>Amanda Tate, Trainee Radiotherapy Physicist, Nottingham University Hospitals NHS Trust</i></p> <p>Environmental lessons learned and applied to bladder cancer care – <i>Dr Joseph John, National Research Fellow and Urology Registrar, GIRFT</i></p>
F2 Proffered papers	<p>Paediatrics Chair: TBC</p> <p>Rights-based standards for children undergoing tests, treatments and examinations – <i>Lisa Booth, Senior Lecturer, University of Cumbria</i></p> <p>Incidence and patterns of fracture of the tibia in infants aged 0 to 36 months at a single UK centre – <i>Speaker TBC</i></p> <p>Evaluating the experiences of paediatric patients with neurodevelopmental conditions in the radiology department of an NHS children's hospital – <i>Sarah Nelson, Diagnostic Radiography Lecturer, Sheffield Hallam University</i></p> <p>They are out there to catch you off guard! Unusual abdominal masses in children – <i>Speaker TBC</i></p> <p>Paediatric breast lesions - imaging and intervention – <i>Speaker TBC</i></p>
F3 MSK	<p>Imaging the foot and ankle</p> <p>Imaging of unstable ankle - <i>Dr Hifz Aniq, Consultant MSK Radiologist, Liverpool University Hospitals NHS Foundation Trust</i></p> <p>Imaging of lesser metatarsalgia - <i>Dr Qaiser Malik, Consultant Radiologists, Basildon and Thurrock NHS Foundation Trust</i></p> <p>Foot and ankle intervention - <i>Dr Kimberly Lam, Consultant MSK Radiologist, Liverpool University Hospitals NHS Foundation Trust</i></p>
F4 Physics & radiation protection	<p>New frontiers in proton therapy science in practice Chair: <i>Dr Mohamed Metwaly, Head of Dosimetry and Imaging – Radiotherapy Physics, United Lincolnshire Hospitals NHS Trust, and Dr Marianne Aznar, Professor of Radiation Oncology Physics, University of Manchester</i></p> <p>Radiation-related cardiotoxicity - is proton beam therapy the answer? - <i>George Ntentas, NIHR Clinical Lecturer & Senior Radiotherapy Physicist, Guy's and St Thomas' NHS Foundation Trust London, and Medical Physics Research Fellow, University of Oxford</i></p> <p>Challenges of proton beam planning in practice - <i>Frances Charlwood, Principal Clinical Scientist (Protons), The Christie NHS Foundation Trust</i></p> <p>Radiation and the growing brain - data mining for neuro-cognitive and endocrine effects – <i>Dr Marianne Aznar, Professor of Radiation Oncology Physics, University of Manchester</i></p>
F5 Patients	<p>Marginalised communities matter - how we can do better? Chair: <i>Professor Naomi Shiner, Faculty Director of Simulation for Medicine and Health Sciences, Keele University</i></p> <p>Negotiating cancer with no fixed abode - my story of breast cancer aboard a narrowboat - <i>Kit Mattingly Acott, Associate, Working with Everyone</i></p> <p>The importance of personalised care for people from marginalised communities - <i>April Wareham, Director, Working with Everyone</i></p> <p>Panel discussion</p>

F6 Trainee masterclass	Dr Khan's Teaching (DKT): Pearls for FRCR – Breast imaging <i>Dr Noreen Rasheed, Consultant Radiologist, Mid and South Essex NHS Foundation Trust</i> 
F7 Chest & lung	Chest CT case reviews - read with the experts PRE-BOOKED DELEGATES. Please visit the room at the start of the session to see if any places remain.
F8 Ultrasound	MSK – Lower PRE-BOOKED DELEGATES. Please visit the room at the start of the session to see if any places remain. Hands-on demonstration sessions with live models. Facilitators: <i>Dr David Gay, Consultant Radiologist, University Hospitals Plymouth NHS Trust; Dr Vivien Shuen, Consultant Radiologist, Torbay and South Devon NHS Foundation Trust, Dr Tom Luff, Consultant Radiologist, Torbay and South Devon NHS Foundation Trust</i>
F9 Industry	GE HealthCare sponsored session: Aggregating data and improving efficiencies Chair: <i>Andy Cachaldora, General Manager, Northern Europe, GE HealthCare, Digital Solutions</i> This session will focus on how combining data helps to improve the quadruple aim, of Enhancing the patient experience, Reducing cost, Improving healthcare outcomes and Improving the clinician experience. When a reduction in disruption to services is achieved, the overall user experience is transformed, and the patient outcome is enhanced. Speakers: <i>Andy Cachaldora, General Manager, Northern Europe, GE HealthCare, Digital Solutions; Jaqueline Moxon, Deputy Network Director, EMRAD (East Midlands Imaging Network); and Chris Brice, Innovation Lead, EMRAD (East Midlands Imaging Network)</i>
F10 Industry	TBA

12:45-13:30 – Eponymous lectures

Eponymous lectures	SCoR William Stripp Memorial Lecture: Musculoskeletal ultrasound education - meeting demands <i>Lorelei Waring, Senior Lecturer/Ultrasound Pathways Admissions Tutor/Module Leader, University of Cumbria</i>
Eponymous lectures	IPeM Douglas Lea Lecture <i>Dr Ane Appelt, Associate Professor, Leeds Institute of Medical Research</i>

12:40-14:00 – Lunch & exhibition

12:55-13:55

Ultrasound	<p>MSK – Upper <i>PRE-BOOKED DELEGATES</i>. Please visit the room at the start of the session to see if any places remain.</p> <p>Hands-on demonstration sessions with live models</p> <p>Facilitators: <i>Dr David Gay, Consultant Radiologist, University Hospitals Plymouth NHS Trust; Dr Vivien Shuen, Consultant Radiologist, Torbay and South Devon NHS Foundation Trust, Dr Tom Luff, Consultant Radiologist, Torbay and South Devon NHS Foundation Trust, and Dr Alun Davies, Consultant Radiologist, University Hospitals Plymouth NHS Trust</i></p>
------------	--

12:55-13:55

Industry	TBA
----------	-----

12:55-13:55

Industry	TBA
----------	-----

14:00-15:00 – Parallel sessions G

G1 Digital technology	<p>AI in the NHS – the current state of play</p> <p>Talks and speakers TBA</p>
G2 Education & workforce	<p>Imaging Training Academies - showcasing the value-added approach to education and training Chair: <i>Kerry Mills, National Programme Lead – Cancer and Diagnostics, NHS England, Workforce, Training and Education Directorate</i></p> <p>Digital innovation in the Midlands Imaging Training Academy – Zena Wynn-Jones, Senior Project Manager, Midlands Imaging Training Academy</p> <p>Collaborations with local HEIs in training and education at the Northwest Training Academy - Gill Holroyd, Clinical Professional Imaging Lead, North West Imaging Academy Training Hub</p> <p>Learning together to support service delivery – Philip Gregory, Clinical Director (Radiographers), London Imaging Academy, and Practice Educator (Radiographers), Imperial College Healthcare NHS Trust</p>
G3 Service optimisation	<p>Diagnostics: Recovery and renewal – the Richard’s Review update</p> <p>Chair: <i>Sheila Black, Head of Imaging Services, NHS England</i></p>

	<p>Authors perspective on progress since publication - Professor Sir Mike Richards, Diagnostics Advisor, NHS England</p> <p>What Now for CDCs - what have we learned? – Alex Pinches, Head of CDC Programme, NHS England</p> <p>Increasing our workforce – an international initiative – Simone Towie, Deputy Head of CDC Programme, NHS England</p>
G4 Industry	TBA

15:00-15:40 – Refreshments & exhibition

15:10-15:40

CoR	<p>The CoR Formal Radiography Research Mentoring scheme (FoRRM) scheme Chair: Dr Rachel Harris, Head of Professional Practice and Education</p> <p>The CoR Formal Radiography Research Mentoring Scheme is in its fourth successful year. The scheme facilitates the mentoring of radiographers who wish to explore their research aspirations, which may include presenting and/or publishing for the first time and progressing to Doctoral level. Hear details about the scheme with mentors and mentees reflecting on their experiences and learning.</p> <p>Introduction - Dr Rachel Harris, Head of Professional Practice and Education</p> <p>Speakers: Dr Amy Hancock, Senior Lecturer Medical Imaging (Therapeutic Radiographer), University of Exeter; Dr Ian Simcock, Clinical Academic Diagnostic Radiographer, Great Ormond Street Hospital for Children NHS Foundation Trust; Dr Theo Akudjedu, Senior Lecturer in Medical Imaging & MRI Radiography, Bournemouth University; Catherine Matthams, Superintendent Radiographer R&D, Velindre Cancer Centre, Rachel Brooks-Pearson, R&D Clinical Specialist Radiographer, Northern Centre for Cancer Care; and Helen Watts, Advanced Practitioner Radiographer, South Tees NHS Trust</p>
------------	---

15:40-16:40 – Parallel sessions H

H1 Wellness	<p>Vision and values: Putting people first – steps to workforce wellness Chair: Dr Emma Hyde, President, UKIO</p> <p>There can be no healthcare without selfcare - Dr Ann Paul, Chief Executive, Doctor's in Distress</p> <p>'Hello - My Name Is' – Pluto Productions</p> <p>A 30-minute play by award-winning writer Brian Daniels and performed by two professional actors about the story of Dr Kate Granger and her experience as a patient and the importance of building rapport and compassion when time is short, and leaving us all thinking about what patient-centred care really is.</p>
H2	<p>Inclusion Chair: TBC</p>

Proffered papers	<p>Researching sensitive topics - the value of patient and public involvement and engagement when designing social media recruitment strategies – Dr Amy Hancock, Senior Lecturer, University of Exeter</p> <p>Heightened perspectives - exploring radiographic experiences and attitudes among taller individuals – Poppy Ulett, Student Radiographer, University Of Exeter</p> <p>Current radiographers' experiences of inclusive pregnancy checks - LGBTQI+ equalise member perspectives – Speaker TBC</p> <p>The creation and evaluation of a poster designed to improve radiographer communication with patients with Down's Syndrome - Edith (Frankie) Marwick, Student Radiographer, University Of Liverpool</p> <p>An investigation into the training provided to diagnostic radiography students on the Inclusive Pregnancy Screening guidance implemented in 2021 – Speaker TBC</p> <p>Literature review - Is There a Clinical Need for British Sign Language in Radiography? – Speaker TBC</p>
H3 Obs & gynae	<p>Obstetrics and gynaecology update Chair: <i>Fiona Bond, Senior Brachytherapy Radiographer, Royal Devon University Healthcare NHS Foundation Trust</i></p> <p>How to deliver unexpected new in obstetric ultrasound - Dr Judith Johnson, Clinical Psychologist and Associate Professor, University of Leeds</p> <p>Testing equivalence of auto-contoured volumes in gynaecological HDR brachytherapy – James Gibson, Clinical Scientist (radiotherapy), Royal Devon University Healthcare NHS Foundation Trust</p> <p>Patient experiences of brachytherapy for locally advanced cervical cancer - Pauline Humphrey, Consultant Therapeutic Radiographer, University Hospitals Bristol and Weston NHS Foundation Trust</p>
H4 Physics & radiation protection	<p>MRI for real time inter-operative, whole-body scan and “chasing” toxicity Chair: <i>Dr Mohamed Metwaly, Head of Dosimetry and Imaging – Radiotherapy Physics, United Lincolnshire Hospitals NHS Trust</i></p> <p>Physicist experience of implementing and supporting an intraoperative MRI Service - James Thorpe, Clinical Scientist in MR and US, Nottingham University Hospitals NHS Trust</p> <p>Unearthing the path to AI-assisted screening in MRI – Dr Marc Rea, MRI Physicist, The Clatterbridge Cancer Centre NHS Foundation Trust and University of Liverpool</p> <p>How to train your dragon MRI Referrer II - Blair Johnston, Clinical Scientist & UoG Honorary Lecturer, GG&C MRI Physics</p>
H5 Chest & lung	<p>Chest imaging - pixels to pathology Chair: <i>Dr Arjun Nair, Consultant Radiologist, University College London Hospitals NHS Foundation Trust</i></p> <p>Thoracic CT - technique is everything – Speaker TBC</p> <p>Chest CT patterns - Speaker TBC</p> <p>Lung under the microscope - what’s new? - Dr Alex Haragan, Consultant Pathologist, Liverpool University Hospitals NHS Foundation Trust</p>
H6 Trainee masterclass	<p>Dr Khan’s Teaching (DKT): Pearls for FRCR - MSK <i>Dr Chee Yip Kan, Consultant MSK Radiologist, Liverpool University Hospitals Foundation Trust</i></p>




H7 Ultrasound - breast	Breast biopsy workshop
H8 Industry	<p>GE HealthCare sponsored session: The Impact of AI in CT Chair: <i>Matthew Trevail, CT Modality Manager, GE HealthCare</i></p> <p>This session will explore how AI prior to, during and after the CT scan is having a positive impact on the patient experience whilst assisting radiographers and radiologists in their CT workflow. In this talk, you will learn about GE HealthCare's AI solutions and hear from an adopter of this technology and the positive impact that this has made in her department.</p> <p><i>Speakers: Sam Melero, Superintendent CT Radiographer, West Suffolk Hospital, Jo Westbrook, CT Product Specialist, GE HealthCare, and Gary Hawes, CT Product Specialist, GE HealthCare.</i></p>
H9 Industry	TBA

16:45-17:45 – Parallel sessions I

I1 Clinical oncology	<p>The PROSECCA project - improving Radiotherapy in PROState cancer using eleCTronic population based healthCAre data Chair: <i>Jo Mitchell, Principal Research Radiographer, Edinburgh Cancer Centre</i></p> <p>Introduction, overview and progress to date – <i>Professor Bill Nailon, Consultant Clinical Scientist, Edinburgh Cancer Centre, and Professor, The University of Edinburgh</i></p> <p>Predicting Rectal Toxicity from imaging, dosimetric and patient specific data - <i>Zhuolin Yang, PROSECCA Research Assistant, The University of Edinburgh</i></p> <p>Challenges of limiting multi-source data for improving radiotherapy - <i>Sarah Elliot, PROSECCA Research Assistant, The University of Edinburgh</i></p>
I2 Proffered papers	<p>Service innovation and development Chair: TBC</p> <p>A double transformation: From Exeter Nightingale to CDC - the implementation of a Community Diagnostics Centre – <i>Speaker TBC</i></p> <p>MRI safety screening - is it time for patients' previous imaging to become part of the conversation? – <i>Hannah Barnsley, Radiographer, The Royal Marsden NHS Foundation Trust</i></p> <p>Operational delivery of planned radiology modalities out of an outer London Community Diagnostic Centre - lessons learned – <i>Speaker TBC</i></p>

	<p>Assessment of vascular parameters and lifestyle factors towards disability prevention in multiple sclerosis patients - a personalised medicine approach - <i>Speaker TBC</i></p> <p>From cataracts to cancer - exploring knowledge, awareness and perception of radiation and risk in relation to the risk benefit discussion – <i>Speaker TBC</i></p> <p>Portable fundamentally safe medical scanner to aid the diagnosis of a stroke at the point of care – <i>Speaker TBC</i></p>
<p>13 Paediatrics</p>	<p>Improving the paediatric experience <i>Chair: Emma Rose, Consultant Interventional Radiographer, Great Ormond Street Hospital for Children NHS Foundation Trust</i></p> <p>Top tips for imaging paediatrics - <i>Jean Cahalane, Paediatric Sonographer, Birmingham Women's and Children's Hospital NHS Foundation Trust</i></p> <p>Strategies for overcoming procedural anxiety in children – <i>Michael Stylianou, Senior Operating Department Practitioner, Great Ormond Street Hospital for Children NHS Foundation Trust</i></p> <p>The experience of autistic children and families in radiology - <i>Dr Jane Harvey-Lloyd, Associate Professor in Diagnostic Radiography, University of Leeds</i></p>
<p>14 Industry</p>	<p>Digital solutions in radiology practice - case studies</p> <p>Agfa Healthcare: Cancer care pathways and the impact of AI - multi-centre case study - <i>Dr Anjum Ahmed, Chief Medical Officer, Agfa Healthcare</i></p> <p>GE HealthCare: How AI is influencing MRI service delivery – <i>Neil Woodhouse, MR Manager, Blackpool NHS Trust</i></p> <p>GE HealthCare: Impact of AI and digital tools on longitudinal patient care in oncology – a collaboration between industry, academia and NHS – <i>Dr Gabriel Funingana, Clinical Research Associate, University of Cambridge</i></p> <p>Qure.ai: Can AI help drive efficiency and faster turnaround in A&E? – <i>Professor Alex Novak, RCEM Associate Professor in Emergency Medicine, Oxford University Hospitals NHS Foundation Trust</i></p> <p>Lunit: Benefits of an AI-powered diagnostic workflow in symptomatic breast clinics - <i>Lisa Park, Regional Business Development Manager, Europe, Lunit Inc.</i></p>
<p>15 Research</p>	<p>Clinical trials <i>Chair: Professor Ruth Strudwick, Professor in Diagnostic Radiography, Head of AHP, University of Suffolk, and Nicola Hutton, Advanced Practitioner Therapeutic Radiographer, The Clatterbridge Cancer Centre NHS Foundation Trust</i></p> <p>A digital approach to promoting radiotherapy research accessibility - <i>Lee Whiteside, Research Radiographer, The Christie NHS Foundation Trust</i></p> <p>Role of imaging in clinical trials research - a case study - <i>Dr Theo Akudjedu, Associate Professor in Clinical Imaging, Institute of Medical Imaging & Visualisation, Bournemouth University</i></p>
<p>16 MSK</p>	<p>Imaging the shoulder</p> <p>How unstable is it (instability) – <i>Dr Abhishek Jain, Consultant MSK Radiologist, Royal Liverpool and Broadgreen University Hospital NHS Trust</i></p> <p>Cuff and beyond – <i>Dr Jehan Ghany, Consultant MSK Radiologist, Royal Liverpool and Broadgreen University Hospital NHS Trust</i></p> <p>What not to miss on the Radiograph (forgotten art?!) - <i>Dr Alpesh Mistry, Royal Liverpool and Broadgreen University Hospital NHS Trust</i></p>
<p>17 Trainee masterclass</p>	<p>Dr Khan's Teaching (DKT): Pearls for FRCR – rapid reporting <i>Dr Yajur Narang, Consultant MSK Radiologist, Liverpool University Hospitals Foundation Trust</i></p>



I8 Physics & radiation protection	<p>Sustainability in imaging and beyond <i>Chair: Dr Rob Chuter, Principal Clinical Scientist, The Christie NHS Foundation Trust, and Chair, IPEM's Environmental Sustainability Group</i></p> <p>Sustainable practice in radiography - <i>Ross McGhee, Senior Therapeutic Radiographer, NHS Greater Glasgow & Clyde, and Immediate Past President and Chair, SCoR</i></p> <p>Sustainable imaging – time to act - <i>Dr Michael Jackson, Consultant Paediatric Radiologist, NHS Lothian</i></p> <p>Embedding sustainable healthcare into all aspects of practice - <i>Linda Hindle OBE, Deputy Chief AHP Officer for England and National Engagement Lead for Police, Fire and Ambulance Services, Office for Health Improvement and Disparities</i></p>
I9 Urology	<p>Urology case reviews - interesting on-call cases/ disease mimics PRE-BOOKED DELEGATES. Please visit the room at the start of the session to see if any places remain.</p> <p><i>Facilitators: Dr Rachel Hubbard, Consultant Uroradiologist, Sheffield Teaching Hospitals NHS Foundation Trust; Dr Daniel Heffernan Ho, Consultant Radiologist, University College London Hospitals NHS Foundation Trust; and Dr Joe Kang, Radiology Registrar, Sheffield Teaching Hospitals NHS Foundation Trust</i></p>
I10 Industry	<p>TBA</p>

08:15 – Registration (Exhibition opens at 09:00)

08:45-09:45 – Parallel sessions J

J1 Clinical oncology	<p>Imaging tumour biology for radiotherapy planning and guidance Chair: <i>Michael Dubec, MRI Clinical Scientist, The Christie NHS Foundation Trust</i></p> <p>PET imaging for radiotherapy treatment planning - nuclear medicine imaging for radiotherapy treatment planning - Dr Heather Williams, Consultant Medical Physics (Nuclear Medicine), The Christie NHS Foundation Trust</p> <p>Quantitative MR imaging for radiotherapy treatment planning and image guidance - Christopher Moore, Clinical Scientist, The Christie NHS Foundation Trust</p>
J2 Proffered papers	<p>Breast Chair: TBC</p> <p>Keeping abreast of the 2 week wait breast referrals - mammographer led triaging service at a DGH – Speaker TBC</p> <p>A world-first interactive self-assessment educational tool to improve breast cancer diagnosis with MRI technologies - Speaker TBC</p> <p>Perception and understanding of the risks of cardiovascular late effects following radiotherapy for early left-sided breast cancer - Dr Amy Hancock, Senior Lecturer, University of Exeter</p> <p>Evaluation of the double reading of mammograms in symptomatic women – Speaker TBC</p> <p>Can Artificial Intelligence (AI) assist with improving breast cancer patient care? A three-way observer performance study between radiology and surgical trainees and AI – Speaker TBC</p> <p>Deep learning-based segmentation of breast arterial calcification to enhance cardiovascular risk assessment in women - Speaker TBC</p>
J3 Cardiac	<p>Cardiovascular findings for non-cardiac radiologists Chair: <i>Dr Alexia Farrugia, Consultant Radiologist, Mid and South Essex NHS Foundation Trust, and Dr Fizzah A Choudhry, Consultant in Interventional Cardiology Barts Health NHS Trust</i></p> <p>Imaging cardiotoxicity - radiology's oncologic crusade - Dr Charlotte Manisty, Professor of Cardiology, Consultant Cardiologist, Barts Health NHS Trust, and Senior Lecturer, University College London</p> <p>CTCA in practice and future directions - Dr Fizzah A Choudhry, Consultant in Interventional Cardiology, Barts Health NHS Trust</p> <p>AI in cardiac imaging - Dr Krit Dwivedi, Radiology Wellcome Trust Clinical Research Fellow, Academic Clinical Lecturer, University of Sheffield</p>
J4 Physics & radiation protection	<p>Nuclear medicine Chair: <i>Holly Warriner, Senior Quality Improvement Manager, West Midlands Imaging Network</i></p>

	<p>The UK's first experience with the Siemens Vision Quadra – <i>Dr Beverley F. Holman, Principal Diagnostic Nuclear Medicine and PET/CT Physics Lead, Royal Free London NHS Foundation Trust</i></p> <p>Uncertainty assessment in nuclear medicine – <i>Andrew Robinson Head of Nuclear Medicine Metrology, National Physical Laboratory</i></p> <p>Nuclear medicine imaging with Novel 360o CZT SPECT-CT System - <i>Catherine Humphreys, Principal Clinical Scientist, Swansea Bay University Health Board</i></p>
J5 BAMRR	<p>British Association of MR Radiographers: Contemporary topics in MRI Chair: <i>Cath Mills, President; and Jill Mckenna, President Elect, BAMRR</i></p> <p>The innovation of MR-guided laser ablation in paediatric radiography – <i>Fern Sahidjuan, Senior MRI/CT Radiographer, Great Ormond Street Hospital for Children NHS Foundation Trust</i></p> <p>MRI scanning in our radiographer led sedation service - <i>Paul Lowe, Principal Lead radiographer for the MRI Department, Lancashire Teaching Hospitals, NHS Foundation Trust</i></p> <p>The importance of quality in MR neuro imaging - a radiologist's perspective - <i>Dr Sachin Mathur, Consultant Neuroradiologist, Lancashire Teaching Hospitals, NHS Foundation Trust</i></p>
J6	TBA
J7	TBA
J8 Industry	TBA

09:50-10:50 – Parallel sessions K

K1 Clinical oncology (Runs 11:15)	<p>SABR for Ventriculat Tachycardia</p> <p>Setting the scene/Evidence so far – <i>Professor Matthew Hatton, Consultant and Honorary Professor in Clinical Oncology, Sheffield Teaching Hospitals NHS Foundation Trust, and Dr Matthew Bates, Consultant Cardiologist and Electrophysiologist, South Tees Hospitals NHS Foundation Trust</i></p> <p>Diagnostic imaging modalities / Voluming / contouring / target delineation - <i>Peter Metherall, Clinical Scientist, Sheffield Teaching Hospitals NHS Foundation Trust</i></p> <p>Pre-treatment image optimisation, planning and dosimetry of cardiac SABR – <i>Dr Christopher Dean, Lead Stereotactic Radiotherapy Physicist, Barts Health NHS Trust, and Stephen Riley, Planning Team Leader, Radiotherapy Physics, Sheffield Teaching Hospitals NHS Foundation Trust</i></p> <p>CBCT optimisation and treatment delivery - <i>Stephen Hedley, Rachel Brooks-Pearson, Research and Development Clinical Specialist Radiographer, Newcastle upon Tyne Hospitals NHS Foundation Trust, and Marina Khan, Guys & St Thomas' NHS Foundation Trust</i></p> <p>Update of the data so far / Survival data – <i>Dr Shareen Ahmad, Consultant Clinical Oncologist, Guys & St Thomas' NHS Foundation Trust</i></p>
K2 Proffered papers	<p>AI and simulation Chair: TBC</p> <p>Black box no more - a survey to explore AI governance and adoption in medical imaging in the UK – <i>Dr Christina Malamateniou, City, University of London</i></p>

	<p>Can artificial intelligence decrease the time to histological diagnosis of lung cancer – a retrospective-cohort study – Jenna Tugwell-Allsup, Research Radiographer, BCUHB</p> <p>R-AI-diographers - exploring the changing professional role and identity of radiographers in Europe in the era of artificial intelligence (AI) – Speaker TBC</p> <p>AI-Assisted paediatric fracture detection - Speaker TBC</p> <p>Simulating radiotherapy induced skin reactions with moulage on all skin types - phase 2 findings - Speaker TBC</p> <p>The use of an AI communication skills simulation for therapeutic radiographer education - Sarah-Jane Ketterer, Lecturer & BSc Director Of Studies, University of Liverpool</p>
<p>K3 Patients (CoR Patient Voice)</p>	<p>CoR Patient Voice: Navigating the NHS digital first policy - sharing an individual lived experience and interactive workshop Chair: Dr Marcus Jackson, Chair of the College of Radiographers Board of Trustees, CoR</p> <p>How support saved my life - a carer's story – Daniel Fleshbourne, Unpaid Carer</p> <p>Carer awareness workshop – the essentials for professionals - Daniel Fleshbourne, Senior Occupational Therapy Assistant, Carer Lead, Lincolnshire Partnership NHS Foundation Trust</p>
<p>K4 Physics & radiation protection</p>	<p>Medical physics and biomedical engineering professionals' matter — how does it matter? Chair: Dr Mohamed Metwaly, Head of Dosimetry and Imaging – Radiotherapy Physics, United Lincolnshire Hospitals NHS Trust</p> <p>Insights from Medical and Dental Guidance Notes (Second Edition) - John Saunderson, Head of the Radiation Protection and Radiology Physics Service, Hull University Teaching Hospitals NHS Trust</p> <p>IR(ME)R – regulatory update - Louise Fraser, Scientific Adviser, ARSAC, Medical Exposures Group, Health Security Agency</p> <p>Linac engineering – it's not just fixing machines – Richard Baker, UK Engineering Manager, Genesis Care UK</p> <p>Prostatic artery visualisation – a tricky application waiting for photon counting CT? – Angus Fraser, Trainee Clinical Scientist – Radiation Safety and Diagnostic Radiology, Oxford University Hospitals NHS Foundation Trust</p>
<p>K5 Research</p>	<p>PROMs Chair: Professor Ruth Strudwick, Professor in Diagnostic Radiography, Head of AHP, University of Suffolk, and Nicola Hutton, Advanced Practitioner Therapeutic Radiographer, The Clatterbridge Cancer Centre NHS Foundation Trust</p> <p>PhD experience of developing and integrating an ePROM into a nurse-led rare cancer pathway - Jane Ireson, Clinical Nurse Specialist & NIHR Doctoral Fellow, Sheffield Teaching Hospitals NHS Foundation Trust</p> <p>Beyond eRAPID - Keith Harland, Radiotherapy Research Team Lead, James Cook Cancer Institute</p> <p>Implementation of PROMs within clinical practice - Claire Powlesland, Advanced Clinical Practitioner, James Cook Cancer Institute</p>
<p>K6 MSK</p>	<p>Challenging shoulder injury management cases MDT Chair: Dr Rajat Chowdhury, Consultant MSK and Sports Radiologist, Oxford University Hospitals NHS Foundation Trust</p> <p>MDT panel: Dr Ben Roberton, Consultant MSK and Sports Radiologist, Chelsea and Westminster Hospital NHS Foundation Trust; Mr James White, Consultant Shoulder and Elbow Surgeon, Guy's and St Thomas' Hospital NHS Foundation Trust; Mr David Butt, Consultant Shoulder and Elbow Surgeon, Royal National</p>

	<i>Orthopaedic Hospital NHS Trust; Dr David Porter, Senior Football and Sports Medicine Physician, Opus Biological Clinic; Ian Gilham, Lead Physiotherapist, Opus Biological Clinic; and Dylan Walsh, Physiotherapist, Opus Biological Clinic</i>
K7 Trainee masterclass	Dr Khan's Teaching (DKT): Pearls for FRCR – emergency radiology <i>Dr Vikesh Chawla, Consultant Radiologist, University Hospital of North Midlands NHS Trust</i> 
K8	TBA
K9 Breast	Breast case reviews - MDT Facilitators: <i>Dr Shahrooz Mohammadi, Consultant Radiologist; Miss Sarah Tang, Consultant Oncoplastic Breast Surgeon, Dr Catherine Cafferkey, Consultant Oncologist, and Dr Mariam Masood, Histopathologist, St George's University Hospitals NHS Foundation Trust</i>
K10 Ultrasound	MSK – Upper PRE-BOOKED DELEGATES. Please visit the room at the start of the session to see if any places remain. Hands-on demonstration sessions with live models. <i>Facilitators: Dr David Gay, Consultant Radiologist, University Hospitals Plymouth NHS Trust; Dr Vivien Shuen, Consultant Radiologist, Torbay and South Devon NHS Foundation Trust, Dr Tom Luff, Consultant Radiologist, Torbay and South Devon NHS Foundation Trust, and Dr Alun Davies, Consultant Radiologist, University Hospitals Plymouth NHS Trust</i>
K11 Industry	TBA

10:50-12:00 – Refreshments & exhibition

11:00-11:55

Ultrasound	MSK – Lower PRE-BOOKED DELEGATES. Please visit the room at the start of the session to see if any places remain. Hands-on demonstration sessions with live models. <i>Facilitators: Dr David Gay, Consultant Radiologist, University Hospitals Plymouth NHS Trust; Dr Vivien Shuen, Consultant Radiologist, Torbay and South Devon NHS Foundation Trust, Dr Tom Luff, Consultant Radiologist, Torbay and South Devon NHS Foundation Trust, and Dr Alun Davies, Consultant Radiologist, University Hospitals Plymouth NHS Trust</i>
-------------------	---

10:55-11:55

Industry	AXREM Answering tenders and getting the best responses – the industry view The UK imaging technology industry answers hundreds, if not thousands, of tenders a year. This session will aim to answer the following: <ul style="list-style-type: none">• What goes on inside industry organisations in between issuing your ITT and getting the responses back?• What can healthcare organisations do to get better responses from suppliers?• How can purchasers use technology and other standards intelligently?
-----------------	--

10:55-11:55

Industry	TBA
-----------------	-----

11:15-11:55 – Eponymous lectures

Eponymous lectures	SCoR Martine Jackson Memorial Lecture: Set up errors to patient comfort in radiotherapy – a journey of discovery <i>Simon Goldsworthy, MacMillan Consultant Radiographer - Breast Cancer, Somerset NHS Foundation Trust</i>
---------------------------	---

12:00:12:45 – Plenary 3

12:00	Workforce challenges, international recruitment, skill mix & MDT working, leadership and the role of AI Chair: <i>Dr Emma Hyde, President, UKIO</i> <i>Dr Katharine Halliday, President, Royal College of Radiologists</i>
12:30	<i>Prize presentations:</i> <ul style="list-style-type: none">• <i>ePosters & proffered papers</i>• <i>Pitch your project funding awards</i>


12:45-13:45 – Lunch & exhibition

12:50-13:45

Ultrasound - breast	Breast biopsy workshop
----------------------------	-------------------------------

13:45-14:45 – Parallel sessions L

<p>L1 Clinical oncology</p>	<p>Implementing MRI in radiotherapy - a radiographer collaboration Chair: Louise Turtle, Research and Development Expert practitioner (Radiotherapy), The Clatterbridge Cancer Centre NHS Foundation Trust</p> <p>Setting up the service - an overview – Sarah Whittle, Deputy Head of Radiotherapy (Technical Lead), Leeds Teaching Hospitals NHS Foundation Trust</p> <p>Implementing MRI in radiotherapy – the role of the Therapeutic Radiographer - Sam Kain, Senior Therapy Radiographer, Leeds Teaching Hospitals NHS Foundation Trust</p> <p>Implementing MRI in radiotherapy - the role of the Diagnostic Radiographer - Emily Dye, Senior Diagnostic Radiographer, Leeds Teaching Hospitals NHS Foundation Trust</p>
<p>L2 Proffered papers</p>	<p>Education and training Chair: TBC</p> <p>Evaluation of the impact of dementia education on student diagnostic radiographers’ knowledge, confidence and attitudes towards dementia – Speaker TBC</p> <p>The perceived confidence of diagnostic radiography students in providing preliminary clinical evaluation - a mixed method, single institution study – Speaker TBC</p> <p>As clinical supervisors are you doing enough? Understanding student radiographers' first experience of encountering open wounds – Professor Naomi Shiner, Faculty Director of Simulation, Keele University</p> <p>Find the gap - the potential perils of self-reported training needs in the clinical environment – Speaker TBC</p> <p>The student perspective of a research-informed teaching activity using simulation – Speaker TBC</p> <p>Building autonomy - evaluating the impact of a simulated placement for final year diagnostic radiography students – Speaker TBC</p>
<p>L3 Industry</p>	<p>Delivery of frontline radiology services - looking into the future</p> <p>Siemens Healthineers: Change management with Performance Management tools – Speaker TBC</p> <p>Sectra: Unleashing Synergy - radiology/pathology collaboration in integrated diagnostics - Guilherme Carvalho, Sales Manager, Sectra</p> <p>Barco: Changing landscape of reading environments – Dr Peter Strouhal, Medical Director, Responsible Officer and Radiologist, Alliance Medical</p> <p>Dedalus: Putting People First- utilising patient-led, cloud based appointment scheduling (Swiftqueue) – Speaker TBC</p>
<p>L4 Service optimisation</p>	<p>Imaging improvement initiatives Chair: Josh Day, National Implementation Lead, Imaging Transformation, NHS England</p> <p>The intended benefits of achieving QSI - Alex Lipton, Professional Officer, SCoR</p>

	<p>Working differently - the value of simulation training in new service delivery models for imaging - Andrew Wendruff, First Post Practitioner Practice Educator, NCL Imaging Academy</p> <p>Implementation of the assistant practitioner workforce in MRI services - Elaine Beecham, MRI Superintendent Radiographer, University Hospitals of Derby & Burton NHS Foundation Trust</p>
<p>L5 Physics & radiation protection</p>	<p>Radiology physics - optimisation, screening and audit Chair: Dr Daniel Fascia, Clinical Director – Yorkshire Imaging Collaborative, Harrogate & District NHS Foundation Trust; and Dr Mohamed Metwaly, Head of Dosimetry and Imaging – Radiotherapy Physics, United Lincolnshire Hospitals NHS Trust</p> <p>Guidance on medical display calibration - Dr Daniel Fascia, Clinical Director – Yorkshire Imaging Collaborative, Harrogate & District NHS Foundation Trust</p> <p>Imaging optimisation teams – how to make them effective - Matthew Dunn, Head of Radiation Physics, Medical Physics and Clinical Engineering, Nottingham University Hospitals NHS Trust</p> <p>CT lung cancer screening – requirements for medical physics QA – Matthew Dunn, Head of Radiation Physics, Medical Physics and Clinical Engineering, Nottingham University Hospitals NHS Trust</p> <p>IPEM Interdepartmental Dosimetry Audit Group – design and planning of national dosimetry audits – Sarah Mission, Principal Clinical Scientist, Guy’s and St Thomas’ NHS Foundation Trust</p>
<p>L6 Trainee masterclass</p>	<p>Dr Khan’s Teaching (DKT): Pearls for FRCR – thoracic imaging Dr Alexia Farrugia, Consultant Radiologist, Mid and South Essex NHS Foundation Trust</p> 
<p>L7</p>	<p>TBA</p>
<p>L8 Proffered papers</p>	<p>History Chair: TBC</p> <p>Double indemnity - the arrival of the Digital Twin – Dr Michael Jackson, Consultant Paediatric Radiologist, NHS Lothian / British Society for the History of Radiology</p> <p>John Poland of Blackheath and the development of paediatric orthopaedics – Speaker TBC</p> <p>Florence Stoney - formidable feminism in the history of radiology – Speaker TBC</p> <p>The million-volt radiotherapy x-ray set at St Bartholomew’s Hospital in 1938 – Adrian Thomas, Visiting Professor, Canterbury Christ Church University</p> <p>Francis H Williams – an American radiology pioneer – Dr Arpan K Banerjee, Chair, British Society for the History of Radiology</p>
<p>L9 Industry</p>	<p>TBA</p>

L10 Industry	TBA
-------------------------	-----

14:50-15:50 – Parallel sessions M

M1 Education & workforce	<p>Leadership within radiography - exploring and nurturing potential Chair: <i>Dr Fiona Mellor, Senior Lecturer, University of Exeter</i></p> <p>Leadership - a curious journey - <i>Dr Louise Stewart, Assistant Director of Diagnostics, NHS England</i></p> <p>Leadership opportunities in radiography - if not you, then who? – <i>Helen Watts, Radiography Clinical Fellow, North East and North Cumbria Imaging Network</i></p> <p>Big Ponds and little fishes - supporting radiographers to swim through a leadership development opportunity - <i>Kerry Mills, National Programme Lead – Cancer and Diagnostics, NHS England, Workforce, Training and Education Directorate</i></p>
M2 Proffered papers	<p>Radiotherapy service Chair: TBC</p> <p>Real-world resources required to sustain a CBCT-guided online adaptive radiotherapy service – <i>Speaker TBC</i></p> <p>Exploring non-medical prescribing by therapeutic radiographers - perspectives of prescribers and managers in Scotland, Wales and Northern Ireland – <i>Speaker TBC</i></p> <p>UK survey of cervical cancer image guided and adaptive radiotherapy – <i>Speaker TBC</i></p> <p>Implementation of a late gastrointestinal (GI) effects of pelvic radiotherapy clinic led by Allied Health Professionals – <i>Rachel Rigby, ACP, Lancashire Teaching Hospitals</i></p> <p>Viability of treating prostate radiotherapy with an empty bladder protocol – <i>Speaker TBC</i></p> <p>Optimising bowel and bladder preparation for patients undergoing prostate radiotherapy - a comparison study of two different preparation regimens – <i>Speaker TBC</i></p>
M3 Breast	<p>Personalised care and improving outcomes</p> <p>Improving uptake and addressing health inequalities in breast screening - <i>Claire Bailey, Lead Clinical Nurse Specialist (Breast Screening), St George's University Hospitals NHS Foundation Trust</i></p> <p>Improving outcomes by supporting workforce development and well-being - <i>Claire Borrelli, Head of Education & Clinical Training and Radiographic Advisor to the NHSBSP/NHSE, St George's National Breast Education Centre</i></p> <p>Risk-stratified breast cancer screening - <i>Professor Gareth Evans, Chair of Medical Genetics and Cancer Epidemiology (Genomic Medicine), University of Manchester</i></p>
M4	Developing trust in AI – pre-deployment and post-market surveillance of AI

Digital technology	Talks and speaker TBA
M5 Research	<p>Qualitative research methods <i>Chair: Professor Ruth Strudwick, Professor in Diagnostic Radiography, Head of AHP, University of Suffolk, and Nicola Hutton, Advanced Practitioner Therapeutic Radiographer, The Clatterbridge Cancer Centre NHS Foundation Trust</i></p> <p>Using theme boards to enhance the qualitative interview - sharing experience from a phenomenological study - <i>Dr Jane Harvey-Lloyd, Associate Professor in Diagnostic Radiography, University of Leeds</i></p> <p>The role and value of co-production in creating a shared understanding and conceptual framework of compassion - <i>Dr Amy Hancock, Senior Lecturer, University of Exeter</i></p>
M6 MSK	<p>Challenging hip injury management cases MDT <i>Chair: Dr Rajat Chowdhury, Consultant MSK and Sports Radiologist, Oxford University Hospitals NHS Foundation Trust</i></p> <p>MDT panel: <i>Dr Ben Roberton, Consultant MSK and Sports Radiologist, Chelsea and Westminster Hospital NHS Foundation Trust; Mr Mark Webb, Consultant Hip and Knee Surgeon, St George's University Hospital NHS Foundation Trust; Mr Emeka Oragui, Consultant Orthopaedic Hip Surgeon, Chelsea and Westminster Hospital NHS Foundation Trust; Dr David Porter, Senior Football and Sports Medicine Physician, Opus Biological Clinic; Ian Gilham, Lead Physiotherapist, Opus Biological Clinic; and Dylan Walsh, Physiotherapist, Opus Biological Clinic</i></p>
M7 Trainee masterclass	<p>Dr Khan's Teaching (DKT): Pearls for FRCR – cardiac imaging <i>Dr Samavia Raza, Consultant Cardiothoracic Radiologist, University Hospital of North Midlands NHS Trust</i></p> 